





HESTORE.HU

elektronikai alkatrész áruház

EN: This Datasheet is presented by the manufacturer.

Please visit our website for pricing and availability at www.hestore.hu.




Raspberry Pi Sense HAT

Fact Sheet

Description

The Raspberry Pi Sense HAT is attached on top of the Raspberry Pi via the 40 GPIO pins (which provide the data and power interface) to create an 'Astro Pi'. The Sense HAT has several integrated circuit based sensors that you can use for many different types of experiments, applications, and even games.



Technical Specification

- Gyroscope – angular rate sensor: $\pm 245/500/2000$ dps
- Accelerometer - Linear acceleration sensor: $\pm 2/4/8/16$ g
- Magnetometer - Magnetic Sensor: $\pm 4/8/12/16$ gauss
- Barometer: 260 – 1260 hPa absolute range (accuracy depends on the temperature and pressure, ± 0.1 hPa under normal conditions)
- Temperature sensor (Temperature accurate to ± 2 °C in the 0-65 °C range)
- Relative Humidity sensor (accurate to $\pm 4.5\%$ in the 20-80%rH range, accurate to ± 0.5 °C in 15-40 °C range)
- 8x8 LED matrix display
- Small 5 button joystick