



HESTORE.HU

elektronikai alkatrész áruház

EN: This Datasheet is presented by the manufacturer.

Please visit our website for pricing and availability at www.hestore.hu.

8620 & 8670 Rocker Switches - 3 Position

10 A 250 Vac



Ratings Information

10(4)A 250Vac T90

UL CSA 15A 277Vac (Single Pole)

UL CSA 10A 277Vac (Double Pole)

UL CSA 125Vac ¼ hp (Single Pole)

UL CSA 125Vac ½ hp (Double Pole)

UL CSA 277Vac ½ hp (Single & Double Pole)

UL 90 °C, file no. E45221

CSA file no. LR10990

10A 28Vdc (In house test)

µ contact gap.

Examples

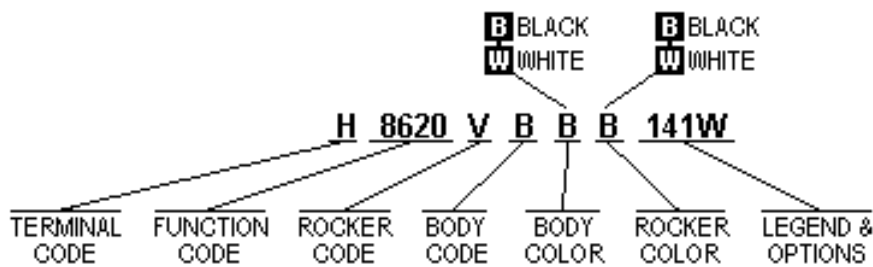


H8620VB
T8620VB



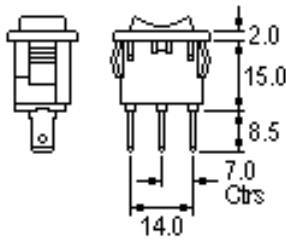
H8670VB
T8670VB

Order Format

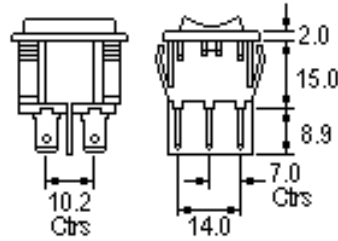


Dimensions

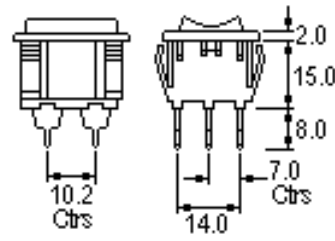
8620



8670 (H Terminals)



8670 (X PCB Terminals)



Legend Printing Examples () is legend color B-Black, W-White, R-Red



141(W)



142(W)

TERMINAL CODE	FUNCTION CODE	ROCKER CODE	BODY CODE	OPTIONS
H 4.8 x 0.8 8.5	Single Pole 8620 ON - OFF - ON	V Curved 	B Single Pole 12.9 21.0 Panel thickness 0.75 - 1.25 1.25 - 2.00 2.00 - 3.00 Dimension X 19.1 / 19.2 19.3 / 19.4 19.7 / 19.8	Finish Matt finish only Color Consult factory for custom colors. A full range is available for large orders Legend printing Select from the examples or call factory for custom legends Moisture resistant covers (IP65) Will snap on to SP or DP bodies but will reduce panel thickness by 0.8mm Ask for (L167 - SP) or (L180 - DP)
T 2.15 6.4 Solder	Double Pole 8670 ON - OFF - ON		B Double Pole 21.9 21.0 Panel thickness 0.75 - 1.25 1.25 - 2.00 2.00 - 3.00 Dimension X 19.1 / 19.2 19.3 / 19.4 19.7 / 19.8	
X 4.0 8.0 PCB 0.8Sq. Switches with X terminals are supplied without terminal barriers				

Technical Information

Most major technical information is shown on the page covering the specific product, other details are grouped here for easy reference.

The details shown apply to all Switches and Fuseholders. For electrical products, Indicators or IEC sockets see the individual product page.

Materials

Body and actuator (opaque)

Actuator (transparent)

Current carrying parts

Contact points

Most Products Expectations

Nylon 6.6

Polycarbonate

Copper Alloy

Silver Plated

Silver Alloy

900 & 380 Vandal options are stainless steel

n/a for 55/56 & 2000, Gold plated for 1100

Properties - Electrical

Electrical Life (operations)

Contact Resistance (switches) new condition

(m ohms)

Contact Resistance (fuseholders) new condition

(m ohms)

Insulation Resistance (M ohms)

Dielectric Strength: (kV)

across open contacts

between poles

between live parts and accessible metal

Comparative Tracking Index (CTI)

> 10k, many > 50k See relevant page for details

< 100 (at 12Vdc, 1100, 2000 contact factory

1A)

5 (average)

> 20

> 1

> 3

> 4

> 250

Properties - Physical

Humidity Resistance at 91-95% relative humidity

(to subsequently comply with requirements of dielectric strength test)(hrs)

Impact Resistance (Nm)

Storage term 5 year period (°C)

Flame Retardancy:

Standard

On Request

Solderability to BS 2011 pt.2.1T -

Angular movement $\pm 4^\circ$ overall (where applicable)

Force to operate (Kg). For details contact Sales office

Fixing nut torque (where applicable)

48

> 0.5

< 125

UL94V2

UL94V0

6 secs at 350°C

38°

0.2 - 2.0

1.0Nm (8.91 lb/in)

Some discoloration of terminals may occur

Polycarbonate actuators - UL94V2 only

Not all colors or variants

1250, 6000, 8500, 8550, 8600, 8650, 8800 - 26°

General Information

All switches

Insulation Class II.

Heat and Fire resistance Category D.

Ingress Protection without cover IP40.

DC ratings are not approved.

All products

Panel holes must be punched in direction unit is to be fitted

Illuminated rockers and indicator lights

Transparent lenses on indicator lights and illuminated switches are moulded in polycarbonate, a material which is attacked by organic chemicals and animal or vegetable fats.

Please contact the factory for advice on these products.

Weights of our most frequently supplied products

Product	gms	Product	gms	Product	gms
0055,0056	5.7/6.8	1350	11.2	5567	14.3
0305	32.9	1500	5.7	6050	13.6
0333	4.5	1520	6.6	6053	14.2
0345	8.9	1550	11.2	7000	10.4
0380 sw only	7.12	1553	11.8	7050	12.3
0383K/P	25.0	1570	12.7	7053	12.9
0392	10.7	1584-1589	11.1	8250	4.9
0430	5.5	1700H	8.4	8300	4.0
0589	3.5	1750H	13.2	8350	5.0
0692	51.8	1750O	25.6	8353	5.9
0711-1S	16.6	2000 2pos C SP	3.8	8500	3.8
0712-S	27.8	2000 2pos C DP	4.5	8550	4.8
0717-1S	22.4	2000 5pos A SP	6.3	8553	5.2
0900S/L	2.6/2.9	2000 5pos A DP	7.3	8600	3.5
1048	2.8	T2225B	5.0	8620	4.3
1100	2.0	2950	5.3	8650	6.3
1250SP	5.9	3111	11.8	8670	8.5
1250DP	7.0	5500	7.1	8800	2.9
1300	5.7	5503	7.8	9100	21.1