



HESTORE.HU

elektronikai alkatrész áruház

EN: This Datasheet is presented by the manufacturer.

Please visit our website for pricing and availability at www.hestore.hu.



SS52 THRU SS56

肖特基二极管 Schottky Rectifier

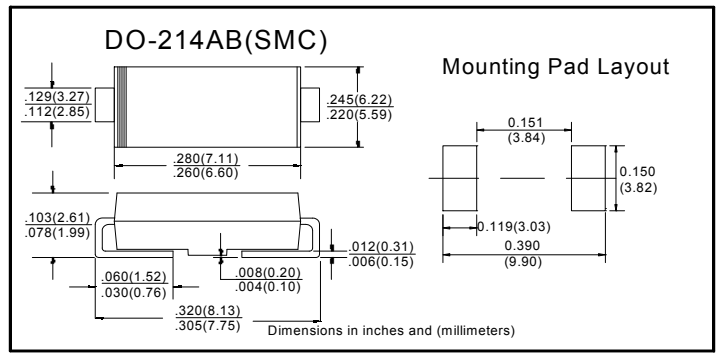
■特征 Features

- I_o 5.0A
- V_{RRM} 20V-60V
- 耐正向浪涌电流能力高
High surge current capability
- 封装: 模压塑料
Cases: Molded plastic

■用途 Applications

- 整流用 Rectifier

■外形尺寸和印记 Outline Dimensions and Mark



■极限值 (绝对最大额定值)

Limiting Values (Absolute Maximum Rating)

参数名称 Item	符号 Symbol	单位 Unit	测试条件 Test Conditions	SS52	SS53	SS54	SS55	SS56
反向重复峰值电压 Repetitive Peak Reverse Voltage	V_{RRM}	V		20	30	40	50	60
正向平均电流 Average Forward Current	$I_{F(AV)}$	A	正弦半波 60Hz, 电阻负载, TL(Fig.1) 60HZ Half-sine wave, Resistance load, TL(Fig.1)	5.0				
正向 (不重复) 浪涌电流 Surge(Non-repetitive)Forward Current	I_{FSM}	A	正弦半波 60Hz, 一个周期, $T_a=25^{\circ}C$ 60Hz Half-sine wave, 1 cycle, $T_a=25^{\circ}C$	150				
结温 Junction Temperature	T_J	$^{\circ}C$		-55~+150				
储存温度 Storage Temperature	T_{STG}	$^{\circ}C$		-55 ~ +150				

■电特性 ($T_a=25^{\circ}C$ 除非另有规定)

Electrical Characteristics ($T_a=25^{\circ}C$ Unless otherwise specified)

参数名称 Item	符号 Symbol	单位 Unit	测试条件 Test Condition	SS52	SS53	SS54	SS55	SS56
正向峰值电压 Peak Forward Voltage	V_F	V	$I_F=5.0A$	0.55		0.6		0.70
反向漏电流 Peak Reverse Current	I_{RRM1}	mA	$V_{RM}=V_{RRM}$	$T_a=25^{\circ}C$				
	I_{RRM2}			$T_a=100^{\circ}C$				
热阻(典型) Thermal Resistance(Typical)	$R_{\theta J-A}$	$^{\circ}C/W$	结和环境之间 Between junction and ambient	60 ¹⁾				
	$R_{\theta J-L}$		结和终端之间 Between junction and terminal	20 ¹⁾				

备注: Notes:

¹⁾ 热阻从结到环境及从结到引线, 在电路板的0.6" x 0.6" (16毫米 x 16毫米)铜垫片区

Thermal resistance from junction to ambient and from junction to lead mounted on P.C.B. with 0.6" x 0.6" (16 mm x 16 mm) copper pad areas

■特性曲线（典型） Characteristics(Typical)

图1: 正向电流降额曲线
FIG.1: FORWARD CURRENT DERATING CURVE

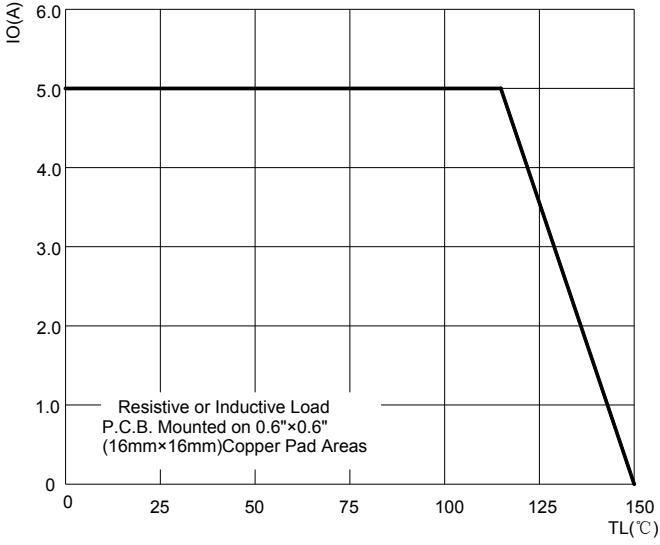


图2: 最大正向浪涌冲击耐受能力
FIG.2: MAXIMUM NON-REPETITIVE FORWARD URGE CURRENT

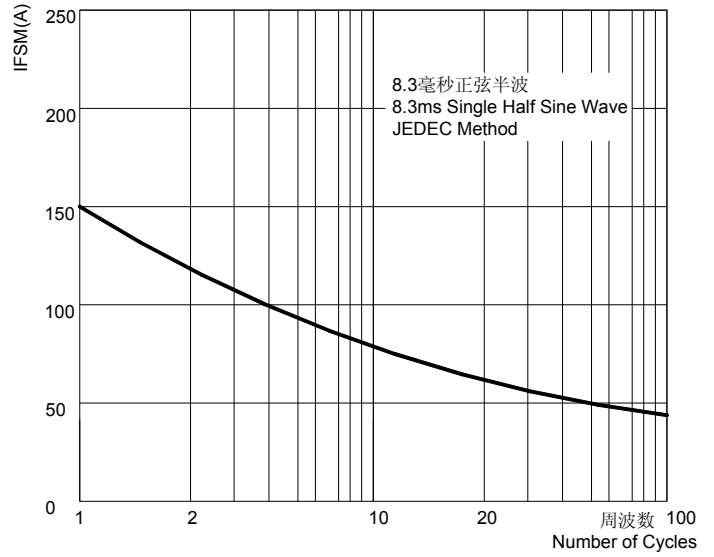


图3: 典型正向特性曲线
FIG.3: TYPICAL FORWARD CHARACTERISTICS

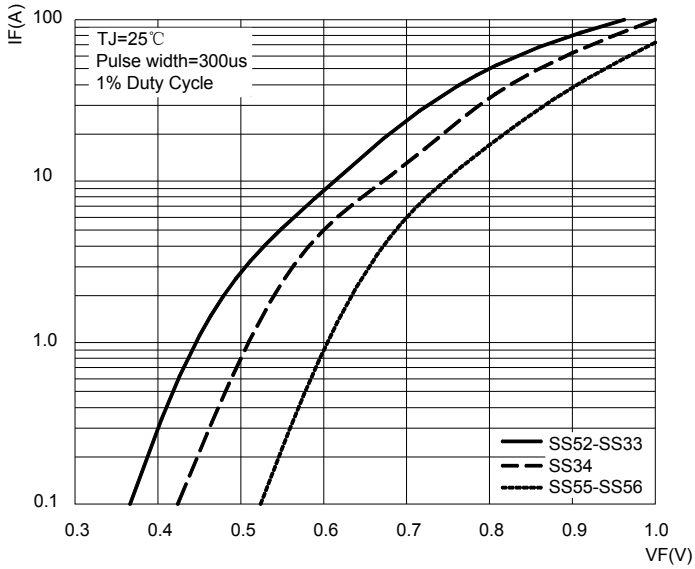


图4: 典型反向特性曲线
FIG.4: TYPICAL REVERSE CHARACTERISTICS

