



**HESTORE.HU**

elektronikai alkatrész áruház

**EN:** This Datasheet is presented by the manufacturer.

Please visit our website for pricing and availability at [www.hestore.hu](http://www.hestore.hu).

# C 091 A



## Main Features

- Metal locking ring; screw locking according to DIN EN 60130-9 / IEC 60130-9
- Number of contacts: 2 – 8, 12 and 14 contacts
- Internal strain relief
- Good shielding effectiveness when mated and locked
- Male and female cable connectors
  - Straight or right angled
  - Solder connection: 2 – 8, 12 and 14 contacts
  - Crimp connection: 2 – 8 contacts
  - With cable sleeve for max. cable diameter 6 mm, or
  - With cable glands for cable diameter 4 – 6 mm or 6 – 8 mm
- Male and female receptacles
  - Panel mount types for front or rear panel mounting
  - Pcb mount types, straight or right angled
  - With dip solder contacts of various contact lengths
  - Solder connection: 2 – 8, 12 and 14 contacts
  - Crimp connection: 2 – 8 contacts
- Coloured back shells optional
- UL registered under file number E 63 093 UL

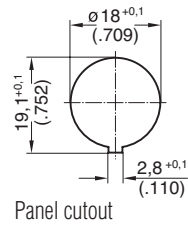
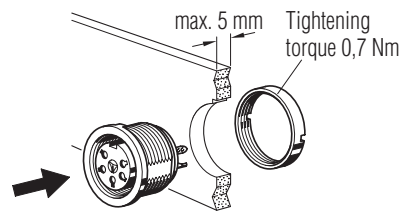


UNDERWRITERS LABORATORIES INC.

<sup>1)</sup> In general approvals refer to representative versions of the connector series. Test report upon request.

# C 091 A

Female receptacle,  
screw locking,  
front mounting



Panel cutout

Description	Drawing	No. of cont.	Part Number solder termination			Part No. Crimp termination <sup>1)</sup> ring nut		
			Contact plating silver ring nut	hex nut	Contact plating gold <sup>2)</sup> ring nut			
Female receptacle, termination: solder or crimp, panel mounting with ring or hex nut, contact plating: silver or gold.		2	T 3203 000	T 3203 009	T 3203 018	–		
		3 <sup>3)</sup>	T 3263 000	T 3263 009	T 3263 018	T 3263 550		
		4 <sup>3)</sup>	T 3303 000	T 3303 009	T 3303 018	T 3303 550		
		5	T 3363 000	T 3363 009	T 3363 018	T 3363 550		
		5 S <sup>3)</sup>	T 3363 010	T 3359 009	T 3359 018	T 3359 550		
		6 <sup>3)</sup>	T 3403 000	T 3403 009	T 3403 018	T 3403 550		
		7	T 3478 000	T 3478 009	T 3478 018	T 3478 550		
		7 <sup>3)</sup>	T 3487 000	T 3487 009	T 3487 018 <sup>4)</sup>	T 3487 550		
		8 <sup>3)</sup>	T 3507 000	T 3507 009	T 3507 018	T 3507 550		
		12	T 3638 000	T 3638 009	T 3638 004	–		
		14	T 3653 000	T 3653 009	T 3653 004	–		
		Female receptacle, termination: straight dip solder, pin length 15 mm from flange, panel mounting with ring nut, contact plating: silver or gold, solder area: tin plated.		2	–	–	–	–
				3 <sup>3)</sup>	T 3263 300	–	–	–
				4 <sup>3)</sup>	T 3303 300	–	–	–
5	T 3363 300			–	–	–		
5 S <sup>3)</sup>	T 3359 300			–	–	–		
6 <sup>3)</sup>	T 3403 300			–	–	–		
7	T 3478 300			–	–	–		
7 <sup>3)</sup>	T 3487 300			–	–	–		
8 <sup>3)</sup>	T 3507 300			–	–	–		
12	–			–	T 3638 304	–		
14	–			–	T 3653 304	–		
Female receptacle, termination: straight dip solder, pin length 19 mm from flange, panel mounting with ring nut, contact plating: silver, solder area: tin plated.				2	–	–	–	–
				3 <sup>3)</sup>	T 3263 320	–	–	–
				4 <sup>3)</sup>	T 3303 320	–	–	–
		5	T 3363 320	–	–	–		
		5 S <sup>3)</sup>	T 3359 320	–	–	–		
		6 <sup>3)</sup>	T 3403 320	–	–	–		
		7	T 3478 320	–	–	–		
		7 <sup>3)</sup>	T 3487 320	–	–	–		
		8 <sup>3)</sup>	T 3507 320	–	–	–		
		12	–	–	–	–		
		14	–	–	–	–		
		Female receptacle, termination: straight dip solder, pin length 24 mm from flange, panel mounting with ring nut, contact plating: silver, solder area: tin plated.		2	–	–	–	–
				3 <sup>3)</sup>	T 3263 330	–	–	–
				4 <sup>3)</sup>	T 3303 330	–	–	–
5	T 3363 330			–	–	–		
5 S <sup>3)</sup>	T 3359 330			–	–	–		
6 <sup>3)</sup>	T 3403 330			–	–	–		
7	T 3478 330			–	–	–		
7 <sup>3)</sup>	T 3487 330			–	–	–		
8 <sup>3)</sup>	T 3507 330			–	–	–		
12	–			–	–	–		
14	–			–	–	–		

<sup>1)</sup> Please order crimp contacts separately, see page 43

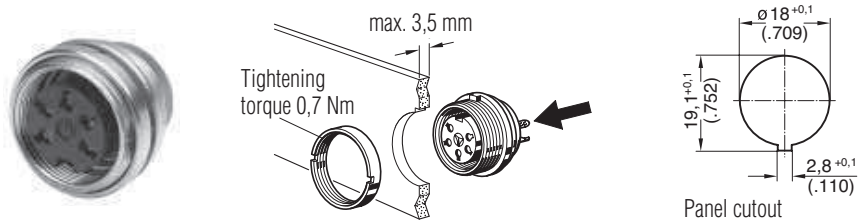
<sup>2)</sup> See remark page 6

<sup>3)</sup> Contact order for DIN EN 60 130-9

<sup>4)</sup> Available upon request.

# C 091 A

Female receptacle,  
screw locking,  
rear mounting



Description	Drawing	No. of cont.	Part Number solder termination		Part No. Crimp termination <sup>1)</sup>			
			Contact plating silver ring nut	Contact plating gold <sup>2)</sup> ring nut		hex nut		
Female receptacle, termination: solder or crimp, panel mounting with ring or hex nut, contact plating: silver or gold.		2	T 3203 100	T 3203 109	–	–		
		3 <sup>3)</sup>	T 3263 100	T 3263 109 <sup>4)</sup>	T 3263 118 <sup>4)</sup>	T 3263 150 <sup>4)</sup>		
		4 <sup>3)</sup>	T 3303 100	T 3303 109 <sup>4)</sup>	T 3303 118	T 3303 150		
		5	T 3363 100	T 3363 109	T 3363 118 <sup>4)</sup>	T 3363 150		
		5 S <sup>3)</sup>	T 3359 100	T 3359 109	T 3359 118 <sup>4)</sup>	T 3359 150		
		6 <sup>3)</sup>	T 3403 100	T 3403 109	T 3403 118 <sup>4)</sup>	T 3403 150		
		7	T 3478 100	T 3478 109 <sup>4)</sup>	T 3478 118	T 3478 150		
		7 <sup>3)</sup>	T 3487 100	T 3487 109 <sup>4)</sup>	T 3487 118	T 3487 150 <sup>4)</sup>		
		8 <sup>3)</sup>	T 3507 100	T 3507 109	T 3507 118	T 3507 150		
		12	T 3638 100	T 3638 109 <sup>4)</sup>	T 3638 118	–		
		14	T 3653 100	T 3653 109 <sup>4)</sup>	T 3653 118	–		
		Female receptacle, termination: straight dip solder, pin length 10.5 mm from flange, panel mounting with ring nut, contact plating: silver or gold, solder area: tin plated.		2	T 3203 400	–	–	–
				3 <sup>3)</sup>	T 3263 400	–	–	–
				4 <sup>3)</sup>	T 3303 400	–	–	–
5	T 3363 400			–	T 3363 404	–		
5 S <sup>3)</sup>	T 3359 400			–	–	–		
6 <sup>3)</sup>	T 3403 400			–	–	–		
7	T 3478 400			–	T 3478 404	–		
7 <sup>3)</sup>	T 3487 400			–	–	–		
8 <sup>3)</sup>	T 3507 400			–	T 3507 404	–		
12	–			–	T 3638 404	–		
14	–			–	T 3653 404	–		
Female receptacle, termination: straight dip solder, pin length 14.5 mm from flange, panel mounting with ring nut, contact plating: silver, solder area: tin plated.				2	–	–	–	–
				3 <sup>3)</sup>	T 3263 420	–	–	–
				4 <sup>3)</sup>	T 3303 420	–	–	–
		5	T 3363 420	–	–	–		
		5 S <sup>3)</sup>	T 3359 420	–	–	–		
		6 <sup>3)</sup>	T 3403 420	–	–	–		
		7	T 3478 420	–	–	–		
		7 <sup>3)</sup>	T 3487 420	–	–	–		
		8 <sup>3)</sup>	T 3507 420	–	–	–		
		12	–	–	–	–		
		14	–	–	–	–		
		Female receptacle, termination: straight dip solder, pin length 19.5 mm from flange, panel mounting with ring nut, contact plating: silver, solder area: tin plated.		2	–	–	–	–
				3 <sup>3)</sup>	T 3263 430	–	T 3263 434	–
				4 <sup>3)</sup>	T 3303 430	–	T 3303 434	–
5	T 3363 430			–	T 3363 434	–		
5 S <sup>3)</sup>	T 3359 430			–	–	–		
6 <sup>3)</sup>	T 3403 430			–	T 3403 434	–		
7	T 3478 430			–	T 3478 434	–		
7 <sup>3)</sup>	T 3487 430			–	–	–		
8 <sup>3)</sup>	T 3507 430			–	–	–		
12	–			–	–	–		
14	–			–	–	–		

<sup>1)</sup> Please order crimp contacts separately, see page 43

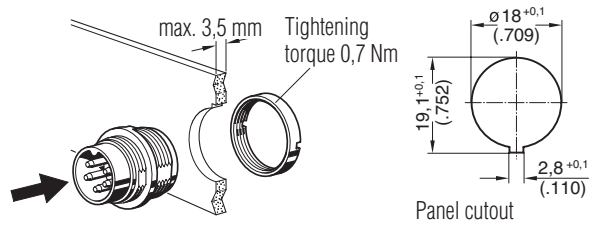
<sup>2)</sup> See remark page 6

<sup>3)</sup> Contact order for DIN EN 60 130-9

<sup>4)</sup> Available upon request.

# C 091 A

Male receptacle,  
screw locking,  
front mounting



Description	Drawing	No. of cont.	Part Number solder termination			Part No. Crimp termination <sup>1)</sup> ring nut		
			Contact plating silver ring nut	hex nut	Contact plating gold <sup>2)</sup> ring nut			
Male receptacle, termination: solder or crimp, panel mounting with ring or hex nut, contact plating: silver or gold.		2	T 3202 000	T 3202 009	T 3202 018	–		
		3 <sup>3)</sup>	T 3262 000	T 3262 009	T 3262 018	T 3262 550		
		4 <sup>3)</sup>	T 3302 000	T 3302 009	T 3302 018	T 3302 550		
		5	T 3362 000	T 3362 009	T 3362 018	T 3362 550		
		5 S <sup>3)</sup>	T 3362 010	T 3358 009	T 3358 018	T 3358 550 <sup>4)</sup>		
		6 <sup>3)</sup>	T 3402 000	T 3402 009	T 3402 018	T 3402 550		
		7	T 3477 000	T 3477 009	T 3477 018	T 3477 550		
		7 <sup>3)</sup>	T 3486 000	T 3486 009	T 3486 018	T 3486 550 <sup>4)</sup>		
		8 <sup>3)</sup>	T 3506 000	T 3506 009	T 3506 018	T 3506 550 <sup>4)</sup>		
		12	T 3637 001	T 3637 009	T 3637 000	–		
		14	T 3652 001	T 3652 009	T 3652 000	–		
		Male receptacle, termination: straight dip solder, pin length 10.5 mm from flange, panel mounting with ring nut, contact plating: silver or gold.		2	–	–	–	–
				3 <sup>3)</sup>	T 3262 300	–	–	–
				4 <sup>3)</sup>	T 3302 300 <sup>4)</sup>	–	–	–
5	T 3362 300 <sup>4)</sup>			–	–	–		
5 S <sup>3)</sup>	T 3358 300 <sup>4)</sup>			–	–	–		
6 <sup>3)</sup>	T 3402 300 <sup>4)</sup>			–	–	–		
7	T 3477 300 <sup>4)</sup>			–	–	–		
7 <sup>3)</sup>	T 3486 300 <sup>4)</sup>			–	–	–		
8 <sup>3)</sup>	T 3506 300			–	–	–		
12	–			–	T 3637 304 <sup>4)</sup>	–		
14	–	–	T 3652 304 <sup>4)</sup>	–				

<sup>1)</sup> Please order crimp contacts separately, see page 43

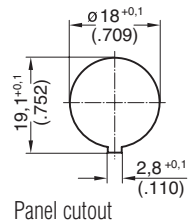
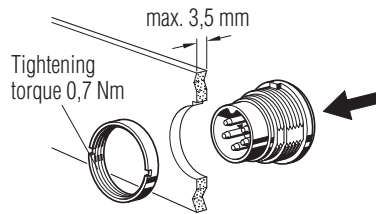
<sup>2)</sup> see remark page 6

<sup>3)</sup> Contact order for DIN EN 60 130-9

<sup>4)</sup> Available upon request.

# C 091 A

Male receptacle,  
screw locking,  
rear mounting



Description	Drawing	No. of cont.	Part Number solder termination			Part No. Crimp termination <sup>1)</sup> ring nut		
			Contact plating silver ring nut	hex nut	Contact plating gold <sup>2)</sup> ring nut			
Male receptacle, termination: solder or crimp, panel mounting with ring nut, contact plating: silver or gold.		2	T 3202 100	—	—	—		
		3 <sup>3)</sup>	T 3262 100	—	—	T 3262 150 <sup>4)</sup>		
		4 <sup>3)</sup>	T 3302 100	—	—	T 3302 150 <sup>4)</sup>		
		5	T 3362 100	—	—	T 3362 150		
		5 S <sup>3)</sup>	T 3358 100	—	—	T 3358 150 <sup>4)</sup>		
		6 <sup>3)</sup>	T 3402 100	—	—	T 3402 150 <sup>4)</sup>		
		7	T 3477 100	—	—	T 3477 150 <sup>4)</sup>		
		7 <sup>3)</sup>	T 3486 100	—	—	T 3486 150 <sup>4)</sup>		
		8 <sup>3)</sup>	T 3506 100	—	—	T 3506 150 <sup>4)</sup>		
		12	—	—	T 3637 100	—		
		14	—	—	T 3652 100	—		
		Male receptacle, termination: straight dip solder, pin length 10,5 mm from flange, panel mounting with ring nut, contact plating: silver or gold.		3 <sup>3)</sup>	T 3262 400	—	—	—
				4 <sup>3)</sup>	T 3302 400	—	—	—
				5	T 3362 400	—	—	—
5 S <sup>3)</sup>	T 3358 400			—	—	—		
6 <sup>3)</sup>	T 3402 400			—	—	—		
7	T 3477 400			—	—	—		
7 <sup>3)</sup>	T 3486 400			—	—	—		
8 <sup>3)</sup>	T 3506 400			—	—	—		
12	—			—	T 3637 404	—		
14	—			—	T 3652 404 <sup>4)</sup>	—		
Male receptacle, termination: straight dip solder, pin length 14,5 mm from flange, panel mounting with ring nut, contact plating: silver or gold.		3 <sup>3)</sup>	T 3262 420 <sup>4)</sup>	—	—	—		
		4 <sup>3)</sup>	T 3302 420 <sup>4)</sup>	—	—	—		
		5	T 3362 420 <sup>4)</sup>	—	—	—		
		5 S <sup>3)</sup>	T 3358 420 <sup>4)</sup>	—	—	—		
		6 <sup>3)</sup>	T 3402 420	—	—	—		
		7	T 3477 420 <sup>4)</sup>	—	—	—		
		7 <sup>3)</sup>	T 3486 420	—	—	—		
		8 <sup>3)</sup>	T 3506 420	—	—	—		
Male receptacle, termination: straight dip solder, pin length 19,5 mm from flange, panel mounting with ring nut, contact plating: silver or gold.		3 <sup>3)</sup>	T 3262 430	—	—	—		
		4 <sup>3)</sup>	T 3302 430 <sup>4)</sup>	—	—	—		
		5	T 3362 430 <sup>4)</sup>	—	—	—		
		5 S <sup>3)</sup>	T 3358 430 <sup>4)</sup>	—	—	—		
		6 <sup>3)</sup>	T 3402 430	—	—	—		
		7	T 3477 430	—	—	—		
		7 <sup>3)</sup>	T 3486 430 <sup>4)</sup>	—	—	—		
		8 <sup>3)</sup>	T 3506 430 <sup>4)</sup>	—	—	—		

<sup>1)</sup> Please order crimp contacts separately, see page 43

<sup>2)</sup> see remark page 6

<sup>3)</sup> Contact order for DIN EN 60 130-9

<sup>4)</sup> Available upon request.