



**HESTORE.HU**

elektronikai alkatrész áruház

**EN:** This Datasheet is presented by the manufacturer.

Please visit our website for pricing and availability at [www.hestore.hu](http://www.hestore.hu).


**■ Features :**

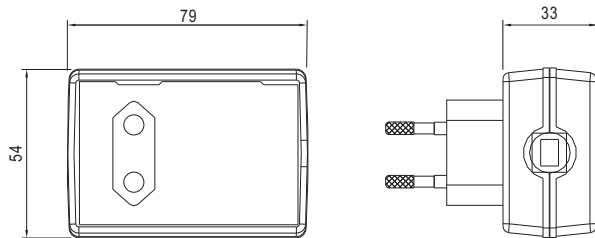
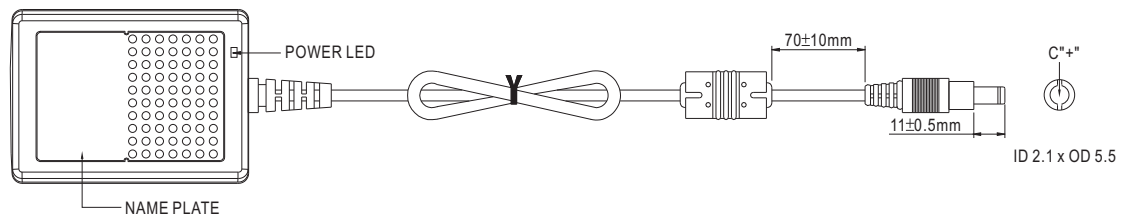
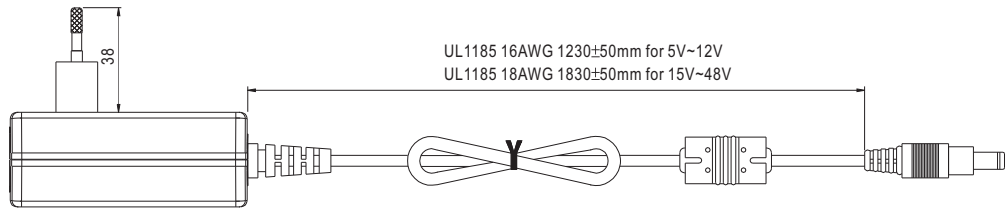
- Universal AC input / Full range
- No load power consumption < 0.3W
- ErP step2 compliant
- Meet EISA 2007 (Energy Independence and Security Act)
- 2 pole EURO plug
- Class II power (without earth pin)
- Protections: Short circuit / Overload / Over voltage
- Fully enclosed plastic case
- LED indicator for power on
- Approvals: TUV / CB / CE
- Pass LPS
- 2 years warranty


**SPECIFICATION**

ORDER NO.	GS25E05-P1J	GS25E07-P1J	GS25E09-P1J	GS25E12-P1J	GS25E15-P1J	GS25E18-P1J	GS25E24-P1J	GS25E28-P1J	GS25E48-P1J	
OUTPUT	SAFETY MODEL NO.	GS25E05	GS25E07	GS25E09	GS25E12	GS25E15	GS25E18	GS25E24	GS25E28	GS25E48
	DC VOLTAGE <small>Note.2</small>	5V	7.5V	9V	12V	15V	18V	24V	28V	48V
	RATED CURRENT	4.0A	2.93A	2.77A	2.08A	1.66A	1.38A	1.04A	0.89A	0.52A
	CURRENT RANGE	0 ~ 4.0A	0 ~ 2.93A	0 ~ 2.77A	0 ~ 2.08A	0 ~ 1.66A	0 ~ 1.38A	0 ~ 1.04A	0 ~ 0.89A	0 ~ 0.52A
	RATED POWER (max.)	20W	22W	25W	25W	25W	25W	25W	25W	25W
	RIPPLE & NOISE (max.) <small>Note.3</small>	50mVp-p	80mVp-p	80mVp-p	80mVp-p	100mVp-p	150mVp-p	180mVp-p	240mVp-p	240mVp-p
	VOLTAGE TOLERANCE <small>Note.4</small>	±5.0%	±5.0%	±5.0%	±3.0%	±3.0%	±3.0%	±2.0%	±2.0%	±2.0%
	LINE REGULATION <small>Note.5</small>	±1.0%	±1.0%	±1.0%	±1.0%	±1.0%	±1.0%	±1.0%	±1.0%	±1.0%
	LOAD REGULATION <small>Note.6</small>	±5.0%	±5.0%	±5.0%	±3.0%	±3.0%	±3.0%	±2.0%	±2.0%	±2.0%
SETUP, RISE, HOLD UP TIME	500ms, 20ms, 50ms/230VAC      500ms, 20ms, 15ms/115VAC at full load									
INPUT	VOLTAGE RANGE	90 ~ 264VAC    135 ~ 370VDC								
	FREQUENCY RANGE	47 ~ 63Hz								
	EFFICIENCY (Typ.)	78.5%	81.5%	82.5%	84.5%	84.5%	84.5%	85.5%	85.5%	87%
	AC CURRENT	0.7A / 100VAC								
	INRUSH CURRENT (max.)	45A / 230VAC								
LEAKAGE CURRENT(max.)	0.25mA / 240VAC									
PROTECTION	OVERLOAD	110 ~ 150% rated output power Protection type : Hiccup mode, recovers automatically after fault condition is removed								
	OVER VOLTAGE	105 ~ 135% rated output voltage Protection type : Clamp by zener diode								
ENVIRONMENT	WORKING TEMP.	0 ~ +50°C (Refer to output load derating curve)								
	WORKING HUMIDITY	20% ~ 90% RH non-condensing								
	STORAGE TEMP., HUMIDITY	-20 ~ +85°C, 10 ~ 95% RH								
	TEMP. COEFFICIENT	±0.03% / °C (0 ~ 50°C)								
	VIBRATION	10 ~ 500Hz, 2G 10min./1cycle, period for 60min. each along X, Y, Z axes								
SAFETY & EMC <small>(Note. 7)</small>	SAFETY STANDARDS	TUV EN60950-1 approved								
	WITHSTAND VOLTAGE	I/P-O/P:4242VDC								
	ISOLATION RESISTANCE	I/P-O/P:100M Ohms / 500VDC / 25°C / 70% RH								
	EMI CONDUCTION & RADIATION	Compliance to EN55022 class B								
	HARMONIC CURRENT	Compliance to EN61000-3-2,3								
EMS IMMUNITY	Compliance to EN61000-4-2,3,4,5,6,8,11, light industry level, criteria A									
OTHERS	MTBF	500Khrs min. MIL-HDBK-217F(25°C)								
	DIMENSION	79*54*33mm (L*W*H)								
	PACKING	210g ; 60pcs / 13.5kg / CARTON								
CONNECTOR	PLUG	See page2								
	CABLE	See page2								
NOTE	1.All parameters are specified at 230VAC input, rated load, 25°C 70% RH ambient. 2.DC voltage: The output voltage set at point measure by plug terminal & 50% load. 3.Ripple & noise are measured at 20MHz by using a 12" twisted pair terminated with a 0.1uf & 47uf capacitor. 4.Tolerance: includes set up tolerance, line regulation, load regulation. 5.Line regulation is measured from low line to high line at rated load. 6.Load regulation is measured from 20% to 100% rated load 7.The power supply is considered as an independent unit, but the final equipment still need to re-confirm that the whole system complies with the EMC directives.									

■ Mechanical Specification

Unit:mm

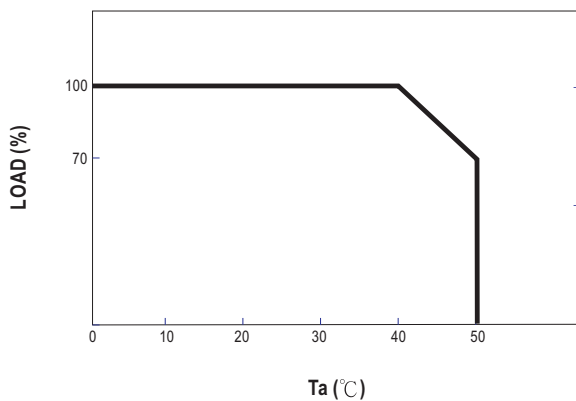


■ Plug Assignment

Standard plug: P1J (option)

P1J	
P/N	OUTPUT
CENTER	+

■ Derating Curve



■ Static Characteristics

