



HESTORE.HU

elektronikai alkatrész áruház

EN: This Datasheet is presented by the manufacturer.

Please visit our website for pricing and availability at www.hestore.hu.

FERROCORE


COMMON MODE CHOKE COILS / DLD, DLE, DLF TYPE

FEATURES

- ◆ Wide inductance range
- ◆ Easy PC Board Mounting
- ◆ High levels of safety and reliability


APPLICATIONS

- ◆ TV, VCR
- ◆ NC machines
- ◆ Peripheral units
- ◆ Computer systems
- ◆ Measuring instruments
- ◆ Switching power sources

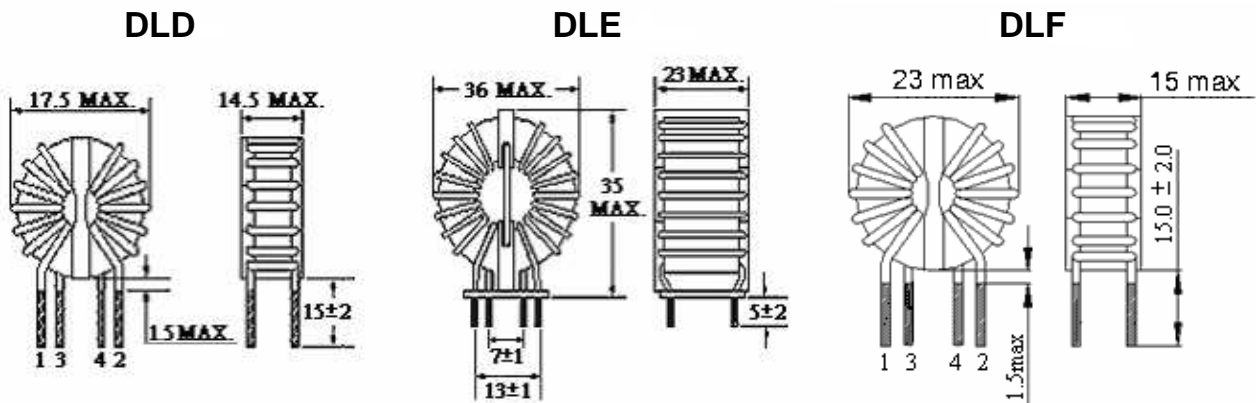


ORDERING CODE

DLD-601U -2A



SHAPES & DIMENSIONS (UNIT: mm)



COMMON MODE CHOKE COILS / DLD, DLE, DLF TYPE

ELECTRICAL CHARACTERISTICS FOR DLD

Part No.	Rated Voltage (AC/DC)	Rated Current (Amp)	Inductance (mH) Min	DCR (mΩ)* Max	Test Voltage (VAC) **	Insulation Resistance (MΩ) Min ***	Temperature Rise (°C) Max	Temperature Range
DLD-601U-1A	250V	1	0.6	60	2000	100	40	-25~120
DLD-102U-1A	250V	1	1.0	70	2000	100	40	-25~120
DLD-202U-1A	250V	1	2.0	100	2000	100	40	-25~120
DLD-302U-1A	250V	1	3.0	120	2000	100	40	-25~120
DLD-502U-1A	250V	1	5.0	150	2000	100	40	-25~120
DLD-601U-2A	250V	2	0.6	50	2000	100	40	-25~120
DLD-102U-2A	250V	2	1.0	50	2000	100	40	-25~120
DLD-202U-2A	250V	2	2.0	70	2000	100	40	-25~120
DLD-302U-2A	250V	2	3.0	85	2000	100	40	-25~120
DLD-601U-3A	250V	3	0.6	30	2000	100	40	-25~120
DLD-102U-3A	250V	3	1.0	35	2000	100	40	-25~120

* Line at one side (mΩ=milli Ω)

** for one minute between lines

*** At 500V DC between lines. (MΩ=mega Ω)

ELECTRICAL CHARACTERISTICS FOR DLE

Part No.	Rated Voltage (AC/DC)	Rated Current (Amp)	Inductance (mH) Min	DCR (mΩ)* Max	Test Voltage (VAC) **	Insulation Resistance (MΩ) Min ***	Temperature Rise (°C) Max	Temperature Range
DLE-152U-3A	250V	3	1.5	45	2000	100	40	-25~105
DLE-502U-3A	250V	3	5.0	70	2000	100	40	-25~105
DLE-102U-5A	250V	5	1.0	25	2000	100	40	-25~105
DLE-302U-5A	250V	5	3.0	35	2000	100	40	-25~105
DLE-601U-8A	250V	8	0.6	15	2000	100	40	-25~105
DLE-201U-15A	250V	15	0.2	5	2000	100	40	-25~105

* Line at one side (mΩ=milli Ω)

** for one minute between lines

*** At 500V DC between lines. (MΩ=mega Ω)

ELECTRICAL CHARACTERISTICS FOR DLF

Part No.	Rated Voltage (AC/DC)	Rated Current (Amp)	Inductance (mH) Min	DCR (mΩ)* MAX	Test Voltage (VAC) **	Insulation Resistance (MΩ) MIN ***	Temperature Rise (°C) Max	Temperature Range
DLF-102U-2A	250V	2	1.0	80	2000	100	40	-25~105
DLF-202U-2A	250V	2	2.0	110	2000	100	40	-25~105
DLF-302U-2A	250V	2	3.0	150	2000	100	45	-25~105
DLF-502U-1A	250V	1	5.0	200	2000	100	40	-25~105
DLF-802U-1A	250V	1	8.0	230	2000	100	50	-25~105
DLF-103U-1A	250V	1	10.0	260	2000	100	40	-25~105

* Line at one side (mΩ=milli Ω)

** for one minute between lines

*** At 500V DC between lines. (MΩ=mega Ω)