



HESTORE.HU

elektronikai alkatrész áruház

EN: This Datasheet is presented by the manufacturer.

Please visit our website for pricing and availability at www.hestore.hu.

7000 Push Button Switches

16A 250Vac



Ratings Information

16(4)A 250Vac T125

8(8)A 250Vac T85

UL CSA 16A 250Vac, 250Vac 1hp, 125Vac ½ hp

UL 65°C, file E45221

CSA file LR10990

Inrush 35A to EN61058-1 & 16A 28Vdc (In house test)

3mm contact gap.

Examples



C7000AF

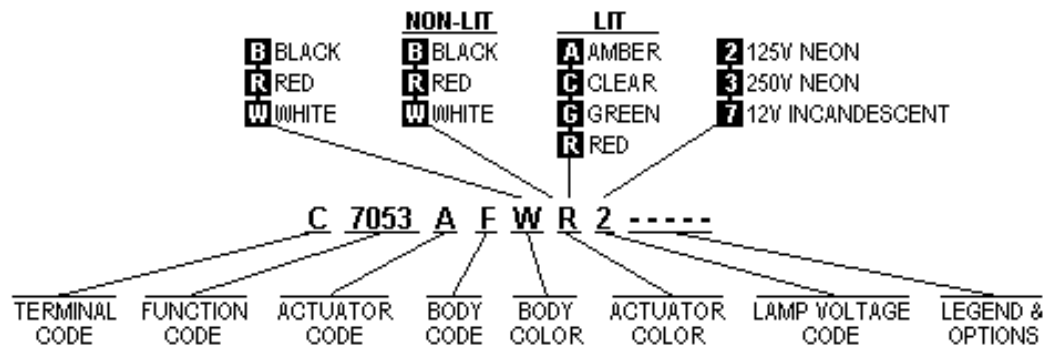


C7001AF



C7003AF

Order Format

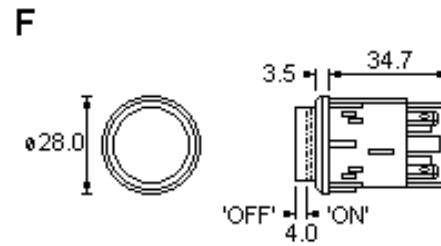
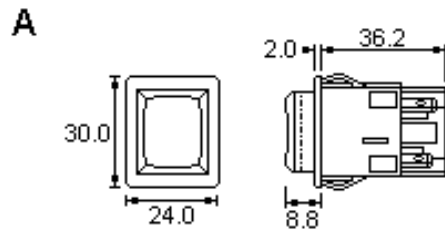


Dimensions

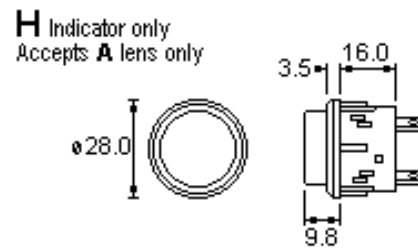
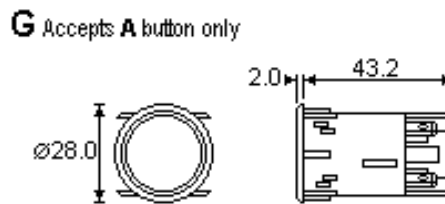
Panel thickness between:

A - 0.8 and 2.5mm

F,G,H - 0.8 and 5.0mm



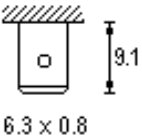

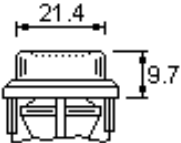

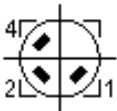

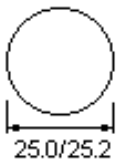

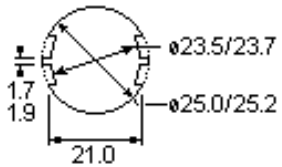
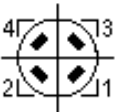
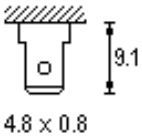



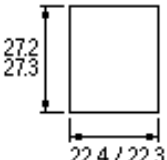
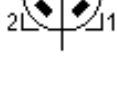
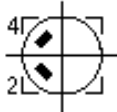

C7050SA



C7053AG



C7030AH

TERMINAL CODE	SWITCH FUNCTION CODE			ACTUATOR/LENS CODE	BODY CODE	OPTIONS
C  6.3 x 0.8 9.1	7000		Single Pole ON - OFF	A Round actuator shown in F body 	Panel cut-outs	Finish
	7001		Single Pole ON - OFF (momentary on)		F H G Body types fit either cut-out	Matt finish is standard on bodies. Gloss finish is standard on actuators.
	7003		Single Pole ON - OFF with light	A Round actuator shown in G body 		Color
	7004		Single Pole ON - OFF with light (momentary on)			Consult factory for custom colors. A full range is available for large orders.
	7050		Double Pole ON - OFF	S Square		Legend printing
H  4.8 x 0.8 9.1	7051		Double Pole ON - OFF (momentary on)		A	Moisture resistant covers (IP65)
	7053		Double Pole ON - OFF with light			Covers are available for round body styles, contact factory for details.
	7054		Double Pole ON - OFF with light (momentary on)			
	7030		Indicator			
	7030		Indicator			

Technical Information

Most major technical information is shown on the page covering the specific product, other details are grouped here for easy reference.

The details shown apply to all Switches and Fuseholders. For electrical products, Indicators or IEC sockets see the individual product page.

Materials

Body and actuator (opaque)

Actuator (transparent)

Current carrying parts

Contact points

Most Products Expectations

Nylon 6.6

Polycarbonate

Copper Alloy

Silver Plated

Silver Alloy

900 & 380 Vandal options are stainless steel

n/a for 55/56 & 2000, Gold plated for 1100

Properties - Electrical

Electrical Life (operations)

Contact Resistance (switches) new condition

(m ohms)

Contact Resistance (fuseholders) new condition

(m ohms)

Insulation Resistance (Mohms)

Dielectric Strength: (kV)

across open contacts

between poles

between live parts and accessible metal

Comparative Tracking Index (CTI)

>10k, many >50k See relevant page for details

<100 (at 12Vdc, 1100, 2000 contact factory

1A)

5 (average)

>20

>1

>3

>4

>250

Properties - Physical

Humidity Resistance at 91-95% relative humidity

(to subsequently comply with requirements of dielectric strength test)(hrs)

Impact Resistance (Nm)

Storage term 5 year period (°C)

Flame Retardancy:

Standard

On Request

Solderability to BS 2011 pt.2.1T -

Angular movement $\pm 4^\circ$ overall (where applicable)

48

>0.5

<125

UL94V2

UL94V0

6 secs at 350°C

38°

Some discoloration of terminals may occur

Polycarbonate actuators - UL94V2 only

Not all colors or variants

1250, 6000, 8500, 8550, 8600, 8650, 8800 - 26°

Force to operate (Kg). For details contact Sales office

Fixing nut torque (where applicable)

0.2 - 2.0

1.0Nm (8.91 lb/in)

General Information

All switches

Insulation Class II.
Heat and Fire resistance Category D.
Ingress Protection without cover IP40.
DC ratings are not approved.

All products

Panel holes must be punched in direction unit is to be fitted

Illuminated rockers and indicator lights

Transparent lenses on indicator lights and illuminated switches are moulded in polycarbonate, a material which is attacked by organic chemicals and animal or vegetable fats.

Please contact the factory for advice on these products.

Weights of our most frequently supplied products

Product	gms	Product	gms	Product	gms
0055,0056	5.7/6.8	1350	11.2	5567	14.3
0305	32.9	1500	5.7	6050	13.6
0333	4.5	1520	6.6	6053	14.2
0345	8.9	1550	11.2	7000	10.4
0380 sw only	7.12	1553	11.8	7050	12.3
0383K/P	25.0	1570	12.7	7053	12.9
0392	10.7	1584-1589	11.1	8250	4.9
0430	5.5	1700H	8.4	8300	4.0
0589	3.5	1750H	13.2	8350	5.0
0692	51.8	1750O	25.6	8353	5.9
0711-1S	16.6	2000 2pos C SP	3.8	8500	3.8
0712-S	27.8	2000 2pos C DP	4.5	8550	4.8
0717-1S	22.4	2000 5pos A SP	6.3	8553	5.2
0900S/L	2.6/2.9	2000 5pos A DP	7.3	8600	3.5
1048	2.8	T2225B	5.0	8620	4.3
1100	2.0	2950	5.3	8650	6.3
1250SP	5.9	3111	11.8	8670	8.5
1250DP	7.0	5500	7.1	8800	2.9
1300	5.7	5503	7.8	9100	21.1