



HESTORE.HU

elektronikai alkatrész áruház

EN: This Datasheet is presented by the manufacturer.

Please visit our website for pricing and availability at www.hestore.hu.

SERIES 1800 - SINGLE AND DOUBLE-POLE ROCKER SWITCHES

TO 12 (4) A 250 V AC



PRODUCT FEATURES

- ◆ 100 million times proven switching principle
- ◆ High, flexible design variety
- ◆ Excellent actuating characteristic
- ◆ Illuminated and non-illuminated variants

ON REQUEST

- ◆ Other colors
- ◆ Other printing variants
- ◆ Other lamp variants
- ◆ Snap-on, customized actuators
- ◆ Cable assembly

Mechanical life endurance	10E4 5E4 (basic types 1808 and 1809)
Inrush current (capacitive)	50 A 70 A (contact pairing Ag / Ag, product-dependent)
Contact resistance (new condition)	< 100 mOhm (1 A 12 V DC)
Insulation resistance (new condition)	> 100 MOhm (500 V DC)
Proof tracking	250 PTI
Protection type	IP 40
Ambient temperature	terminal side -20 °C ... +100 °C ... +85 °C (product-dependent) actuating side -20 °C ... +55 °C
Flammability	UL 94 V-2 UL 94 V-0 (product-dependent)
Glow wire test temperature	850 °C
Material	actuator PA / PC housing PA terminals silver plated / tinned / gold plated
Plug force of the terminals	≤ 80 N
Approval marks	
Suitable for appliances of protection class II	



ROCKER SWITCHES

PUSHBUTTON SWITCHES

TOGGLE SWITCHES

SLIDE SWITCHES

ROTARY SWITCHES

FOOT SWITCHES

FACT AND KEY SWITCHES


SNAP-ACTION SWITCHES

MICRO-SIGNAL SWITCHES

SENSORS












































SERIES 1800 - SINGLE AND DOUBLE-POLE ROCKER SWITCHES

TO 12 (4) A 250 V AC

 single-pole	ON / OFF switch (SPST)															
	1800.0102	1800.0108	1800.1102	1800.1104	1800.1108	1801.1121	1801.1148	1801.1520	1801.1908	1801.1926	1801.6122	1801.6130	1801.1101	1801.1102	1801.1119	1801.1146
Lighting voltage in V	230	230	230	230	230											
Actuator color / printing																
Housing color	black	black	black	black	black	black	black	black	black	black	black	black	white	black	black	black
12 (4) A 250 V AC 1E4						•	•	•	•	•	•	•				
10 (4) A 250 V AC 1E4	•	•	•	•	•								•	•	•	•
8 (8) A 250 V AC 5E4						•	•	•	•	•	•	•				
6 (4) A 250 V AC 5E4	•	•	•	•	•								•	•	•	•
6 (2) A 250 V AC 1E4																
4 (3) A 250 V AC 6E3																
4 (2) A 250 V AC 1E4																
30 mA 12 V DC 5E4																
15 A 250 V AC 1 1/2 HP						•	•	•	•	•	•	•				
15 A 125 V AC 3/4 HP						•	•	•	•	•	•	•				
10 A 250 V AC 1/2 HP																
10 A 125 V AC 1/3 HP																
6 A 250 V AC 1/2 HP	•	•	•	•	•								•	•	•	•
6 A 125 V AC 1/4 HP													•	•	•	•
6 A 125 - 250 V AC 1/8 HP																
6 A 125 V AC 1/10 HP																
4 A 250 V AC 1/10 HP																
Terminal type																
Terminal description			4.8	4.8	4.8	4.8	4.8	4.8	4.8	4.8			4.8	4.8	4.8	4.8
Inrush current (capacitive) in A						70	70	70	70	70	70	70	50	50	50	50
Contact distance in mm	≥ 3	≥ 3	≥ 3	≥ 3	≥ 3	≥ 3	≥ 3	≥ 3	≥ 3	≥ 3	≥ 3	≥ 3	≥ 3	≥ 3	≥ 3	≥ 3
Contact material	Ag	Ag	Ag	Ag	Ag	Ag	Ag	Ag	Ag	Ag	Ag	Ag	Ag	Ag	Ag	Ag
EN 60335 cap. 30 conform "G"										•	•					
Miscellaneous	sealing plate	sealing plate						snap-on rocker								
Stock version	•				•	•	•		•	•	•		•	•	•	•

SERIES 1800 - SINGLE AND DOUBLE-POLE ROCKER SWITCHES


TO 12 (4) A 250 V AC

 single-pole	ON / OFF switch (SPST)										Normally closed contact (SPNC)		Normally open contact (SPNO)	
	1801.1403	1801.1601	1801.2106	1801.2402	1801.2702	1801.5102	1801.6101	1801.6102	1801.6115	1801.1151	1801.1302	1801.1303	1801.6222	1801.1202
Lighting voltage in V														
Actuator color / printing														
Housing color														
12 (4) A 250 V AC 1E4														
10 (4) A 250 V AC 1E4	●	●	●	●	●	●	●	●	●				●	
8 (8) A 250 V AC 5E4														
6 (4) A 250 V AC 5E4	●	●	●	●	●	●	●	●	●				●	
6 (2) A 250 V AC 1E4														
4 (3) A 250 V AC 6E3														
4 (2) A 250 V AC 1E4											●	●		●
30 mA 12 V DC 5E4									●					
15 A 250 V AC 1 1/2 HP														
15 A 125 V AC 3/4 HP														
10 A 250 V AC 1/2 HP													●	
10 A 125 V AC 1/3 HP													●	
6 A 250 V AC 1/2 HP	●	●	●	●	●	●	●	●	●					
6 A 125 V AC 1/4 HP	●	●	●	●	●	●	●	●	●					
6 A 125 - 250 V AC 1/8 HP														
6 A 125 V AC 1/10 HP											●	●		●
4 A 250 V AC 1/10 HP											●	●		●
Terminal type														
Terminal description	4.8	4.8							4.8		4.8	4.8		4.8
Inrush current (capacitive) in A	50	50	50	50	50	50	50	50	50					
Contact distance in mm	≥ 3	≥ 3	≥ 3	≥ 3	≥ 3	≥ 3	≥ 3	≥ 3	≥ 3				≥ 3	≥ 3
Contact material	Ag	Ag	Ag	Ag	Ag	Ag	Ag	Ag	Ag	Au	Ag	Ag	Ag	Ag
EN 60335 cap. 30 conform "G"									●					
Miscellaneous	with dust cap black	terminals 30° angled		installation depth 13.2	installation depth 28.1									
Stock version	●		●			●	●	●	●	●		●	●	●

ROCKER SWITCHES
PUSHBUTTON SWITCHES
TOGGLE SWITCHES
SLIDE SWITCHES
ROARY SWITCHES
FOOT SWITCHES
FACT AND KEY SWITCHES
SNAP-ACTION SWITCHES
MICRO-SIGNAL SWITCHES
SENSORS


SERIES 1800 - SINGLE AND DOUBLE-POLE ROCKER SWITCHES

T0 12 (4) A 250 V AC

 single-pole	Normally open contact (SPNO)	Changeover switch (SPDT)						Changeover switch with OFF position in the center (SPDT - Center OFF)						
	1801.2202	1803.1102	1803.1121	1803.2102	1803.5102	1803.6102	1803.6152	1808.1101	1808.1102	1808.1103	1808.1112	1808.1113	1808.1202	1808.1302
Lighting voltage in V														
Actuator color / printing														
Housing color														
12 (4) A 250 V AC 1E4														
10 (4) A 250 V AC 1E4			•	•	•	•	•							
8 (8) A 250 V AC 5E4														
6 (4) A 250 V AC 5E4			•	•	•	•	•							
6 (2) A 250 V AC 1E4								•	•	•	•	•	•	•
4 (3) A 250 V AC 6E3														
4 (2) A 250 V AC 1E4		•												
30 mA 12 V DC 5E4														•
15 A 250 V AC 1 1/2 HP														
15 A 125 V AC 3/4 HP														
10 A 250 V AC 1/2 HP				•										
10 A 125 V AC 1/3 HP				•										
6 A 250 V AC 1/2 HP			•		•	•	•							
6 A 125 V AC 1/4 HP			•		•	•	•							
6 A 125 - 250 V AC 1/8 HP								•	•	•	•	•	•	•
6 A 125 V AC 1/10 HP		•												
4 A 250 V AC 1/10 HP		•												
Terminal type														
Terminal description			4.8	4.8				4.8	4.8	4.8	4.8	4.8	4.8	4.8
Inrush current (capacitive) in A														
Contact distance in mm		≥ 3	≥ 3	≥ 3	≥ 3	≥ 3	≥ 3	< 3	< 3	< 3	< 3	< 3	< 3	< 3
Contact material		Ag	Ag	Ag	Ag	Ag	Ag	Ag	Ag	Ag	Ag	Ag	Ag	Ag
EN 60335 cap. 30 conform "G"											•			
Miscellaneous													momentary function one side	momentary function both sides
Stock version			•	•	•		•		•	•			•	•

SERIES 1800 - SINGLE AND DOUBLE-POLE ROCKER SWITCHES

TO 12 (4) A 250 V AC

		Changeover switch with OFF position in the center (SPDT - Center OFF)								Changeover switch (SPDT momentary)			
		1808.2102	1808.2302	1808.2704	1808.6102	1808.6103	1808.6202	1808.6302	1808.1152	1808.1353	1803.6222	1803.1202	1803.1252
Lighting voltage in V													
Actuator color / printing													
Housing color													
12 (4) A 250 V AC 1E4													
10 (4) A 250 V AC 1E4													
8 (8) A 250 V AC 5E4													
6 (4) A 250 V AC 5E4													
6 (2) A 250 V AC 1E4		●	●	●	●	●	●	●			●		
4 (3) A 250 V AC 6E3													
4 (2) A 250 V AC 1E4											●		
30 mA 12 V DC 5E4									●	●			●
15 A 250 V AC 1 1/2 HP													
15 A 125 V AC 3/4 HP													
10 A 250 V AC 1/2 HP											●		
10 A 125 V AC 1/3 HP											●		
6 A 250 V AC 1/2 HP													
6 A 125 V AC 1/4 HP													
6 A 125 - 250 V AC 1/8 HP		●	●	●	●	●	●	●					
6 A 125 V AC 1/10 HP											●		
4 A 250 V AC 1/10 HP											●		
Terminal type													
Terminal description									4.8	4.8	4.8	4.8	4.8
Inrush current (capacitive) in A													
Contact distance in mm		< 3	< 3	< 3	< 3	< 3	< 3	< 3	< 3	< 3	≥ 3	≥ 3	≥ 3
Contact material		Ag	Ag	Ag	Ag	Ag	Ag	Ag	Au	Au	Ag	Ag	Au
EN 60335 cap. 30 conform "G"													
Miscellaneous		PCB timed	PCB timed momentary function both sides	installation depth 29.6			momentary function one side	momentary function both sides		momentary function both sides			
Stock version		●	●		●	●		●			●	●	

ROCKER SWITCHES

PUSHBUTTON SWITCHES

TOGGLE SWITCHES

SLIDE SWITCHES

ROTARY SWITCHES

FOOT SWITCHES

FACT AND KEY SWITCHES


SNAP-ACTION SWITCHES

MICRO-SIGNAL SWITCHES

SENSORS

SERIES 1800 - SINGLE AND DOUBLE-POLE ROCKER SWITCHES

TO 12 (4) A 250 V AC

		ON / OFF switch (DPST)					Normally open contact (DPNO)	Changeover switch (DPDT)				Changeover switch with OFF position in the center (DPDT - Center OFF)		
		1802.2102	1802.2104	1802.3102	1802.5103	1802.6152	1802.1221	1804.1102	1804.1125	1804.2102	1804.6121	1809.1102	1809.1202	1809.1302
Lighting voltage in V														
Actuator color / printing														
Housing color														
12 (4) A 250 V AC 1E4														
10 (4) A 250 V AC 1E4		•	•	•	•			•	•	•	•			
8 (8) A 250 V AC 5E4														
6 (4) A 250 V AC 5E4		•	•	•	•			•	•	•	•			
6 (2) A 250 V AC 1E4												•	•	•
4 (3) A 250 V AC 6E3														
4 (2) A 250 V AC 1E4							•							
30 mA 12 V DC 5E4						•								
15 A 250 V AC 1 1/2 HP														
15 A 125 V AC 3/4 HP														
10 A 250 V AC 1/2 HP									•					
10 A 125 V AC 1/3 HP									•					
6 A 250 V AC 1/2 HP		•	•	•	•			•		•				
6 A 125 V AC 1/4 HP		•	•	•	•			•		•				
6 A 125 - 250 V AC 1/8 HP												•	•	•
6 A 125 V AC 1/10 HP							•							
4 A 250 V AC 1/10 HP							•							
Terminal type														
Terminal description				4.8 IM3			4.8	4.8	1 mm longer 4.8			4.8	4.8	4.8
Inrush current (capacitive) in A		50	50	50	50									
Contact distance in mm		≥ 3	≥ 3	≥ 3	≥ 3	≥ 3	≥ 3	≥ 3	≥ 3	≥ 3	≥ 3	< 3	< 3	< 3
Contact material		Ag	Ag	Ag	Ag	Au	Ag	Ag	Ag	Ag	Ag	Ag	Ag	Ag
EN 60335 cap. 30 conform "G"														
Miscellaneous													momentary function one side	momentary function both sides
Stock version		•	•	•	•		•	•		•		•	•	•

ROCKER SWITCHES

PUSHBUTTON SWITCHES

TOGGLE SWITCHES

SLIDE SWITCHES

ROTARY SWITCHES

FOOT SWITCHES

FACT AND KEY SWITCHES

SNAP-ACTION SWITCHES

MICRO-SIGNAL SWITCHES

SENSORS

SERIES 1800 - SINGLE AND DOUBLE-POLE ROCKER SWITCHES

TO 12 (4) A 250 V AC

ROCKER SWITCHES

PUSHBUTTON SWITCHES

TOGGLE SWITCHES

SLIDE SWITCHES

ROTARY SWITCHES













FOOT SWITCHES

FACT AND KEY SWITCHES

SNAP-ACTION SWITCHES

































MICRO-SIGNAL SWITCHES

SENSORS

double-pole		Changeover switch with OFF position in the center (DPDT - Center OFF)		Changeover switch (DPDT momentary)	
		1809.2101	1809.2102	1804.1225	1804.2202
Lighting voltage in V					
Actuator color / printing					
Housing color					
12 (4) A 250 V AC 1E4					
10 (4) A 250 V AC 1E4					
8 (8) A 250 V AC 5E4					
6 (4) A 250 V AC 5E4					
6 (2) A 250 V AC 1E4		●	●		
4 (3) A 250 V AC 6E3				●	●
4 (2) A 250 V AC 1E4					
30 mA 12 V DC 5E4					
15 A 250 V AC 1 1/2 HP					
15 A 125 V AC 3/4 HP					
10 A 250 V AC 1/2 HP					
10 A 125 V AC 1/3 HP					
6 A 250 V AC 1/2 HP					
6 A 125 V AC 1/4 HP					
6 A 125 - 250 V AC 1/8 HP		●	●		
6 A 125 V AC 1/10 HP				●	●
4 A 250 V AC 1/10 HP				●	●
Terminal type					
Terminal description				1 mm longer 4,8	
Inrush current (capacitive) in A					
Contact distance in mm		< 3	< 3	≥ 3	≥ 3
Contact material		Ag	Ag	Ag	Ag
EN 60335 cap. 30 conform "G"					
Miscellaneous		PCB timed	PCB timed		
Stock version					

SERIES 1800 - SINGLE AND DOUBLE-POLE ROCKER SWITCHES

TO 12 (4) A 250 V AC

Combination 	ON / OFF switch (SPST) / Lamp		Lamp / Changeover switch (SPDT momentary)		ON / OFF switch (SPST)		Normally open contact (SPNO) / Changeover switch (SPDT)		Changeover switch with OFF position in the center (SPDT - Center OFF)			
		1806.1402		1806.1909		1806.1102		1806.6108		1806.2054		1806.1602
Lighting voltage in V		230		28								
Actuator color / printing												
Housing color												
12 (4) A 250 V AC 1E4												
10 (4) A 250 V AC 1E4		●		●		●	●					
8 (8) A 250 V AC 5E4												
6 (4) A 250 V AC 5E4		●		●		●	●					
6 (2) A 250 V AC 1E4											●	
4 (3) A 250 V AC 6E3												
4 (2) A 250 V AC 1E4												
30 mA 12 V DC 5E4									●			
15 A 250 V AC 1 1/2 HP												
15 A 125 V AC 3/4 HP												
10 A 250 V AC 1/2 HP												
10 A 125 V AC 1/3 HP												
6 A 250 V AC 1/2 HP		●		●		●	●					
6 A 125 V AC 1/4 HP		●		●		●	●					
6 A 125 - 250 V AC 1/8 HP												
6 A 125 V AC 1/10 HP												
4 A 250 V AC 1/10 HP												
Terminal type												
Terminal description		4.8		4.8		4.8			4.8		4.8	4.8
Inrush current (capacitive) in A												
Contact distance in mm		≥ 3		≥ 3		≥ 3	≥ 3		≥ 3		≥ 3	< 3
Contact material		Ag		Ag		Ag	Ag		Au		Ag	Ag
EN 60335 cap. 30 conform "G"												
Miscellaneous							without separating gate					life endurance 50,000 cycles
Stock version						●						

ROCKER SWITCHES

PUSHBUTTON SWITCHES

TOGGLE SWITCHES

SLIDE SWITCHES

ROTARY SWITCHES

FOOT SWITCHES

FACT AND KEY SWITCHES
















SNAP-ACTION SWITCHES

MICRO-SIGNAL SWITCHES

SENSORS

SERIES 1800 - SINGLE AND DOUBLE-POLE ROCKER SWITCHES

TO 12 (4) A 250 V AC

 Lamp	Lamp	1807.1102	1807.1108	1807.1126	1807.6103	1807.1115	1807.1111	1806.1508
	Lighting voltage in V		230	230	230	230	28	18
Actuator color / printing								
Housing color								
12 (4) A 250 V AC 1E4								
10 (4) A 250 V AC 1E4								
8 (8) A 250 V AC 5E4								
6 (4) A 250 V AC 5E4								
6 (2) A 250 V AC 1E4								
4 (3) A 250 V AC 6E3								
4 (2) A 250 V AC 1E4								
30 mA 12 V DC 5E4								
15 A 250 V AC 1 1/2 HP								
15 A 125 V AC 3/4 HP								
10 A 250 V AC 1/2 HP								
10 A 125 V AC 1/3 HP								
6 A 250 V AC 1/2 HP								
6 A 125 V AC 1/4 HP								
6 A 125 - 250 V AC 1/8 HP								
6 A 125 V AC 1/10 HP								
4 A 250 V AC 1/10 HP								
Terminal type								
Terminal description		4.8	4.8	4.8	4.8	4.8	4.8	4.8
Inrush current (capacitive) in A								
Contact distance in mm								
Contact material								
EN 60335 cap. 30 conform "G"								
Miscellaneous		VDE	VDE	VDE	size basic type 1805 VDE	40 mA VDE	40 mA VDE	
Stock version		●	●					

ROCKER SWITCHES

PUSHBUTTON SWITCHES

TOGGLE SWITCHES

SLIDE SWITCHES

ROTARY SWITCHES

FOOT SWITCHES

TACT AND KEY SWITCHES

SNAP-ACTION SWITCHES

MICRO-SIGNAL SWITCHES

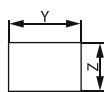
SENSORS

SERIES 1800 - SINGLE AND DOUBLE-POLE ROCKER SWITCHES

TO 12 (4) A 250 V AC

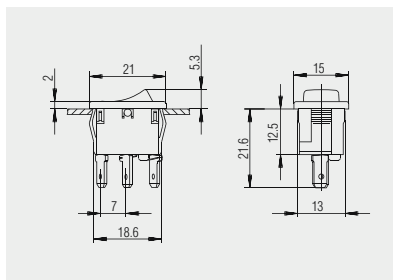


Basic types 1800, 1801, 1803
and 1808
single-pole
illuminated / non-illuminated

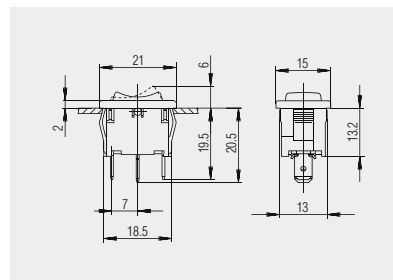


X = wall thickness

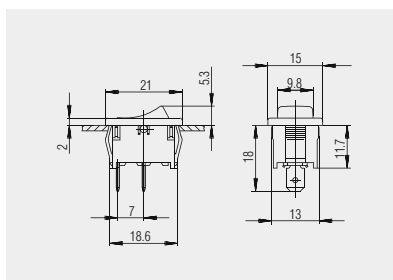
X	Y	Z
0.75 ... 1.25	19.2 ^{-0.1}	12.9 ^{+0.1}
1.25 ... 2	19.4 ^{-0.1}	12.9 ^{+0.1}
2 ... 3	19.8 ^{-0.1}	12.9 ^{+0.1}



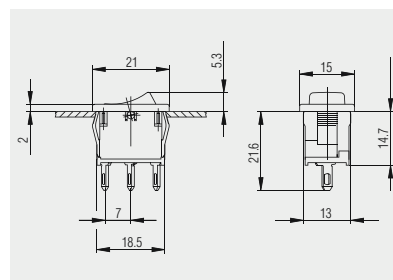
Quick-connect terminal 4.8 x 0.8
basic type 1800



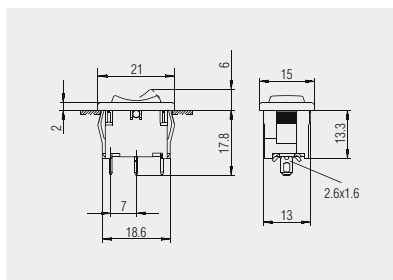
Quick-connect terminal 4.8 x 0.8
basic type 1808



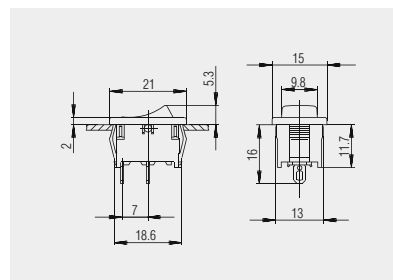
Quick-connect terminal 4.8 x 0.8
basic types 1801 and 1803



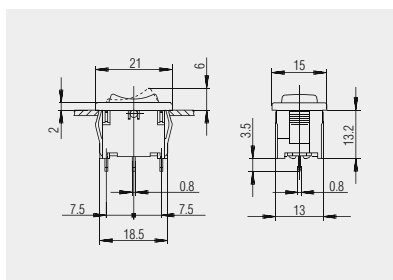
Solder terminal
basic type 1800



Solder terminal
basic type 1808



Solder terminal
basic types 1801 and 1803



PCB terminal
basic type 1808

ROCKER SWITCHES

PUSHBUTTON SWITCHES

TOGGLE SWITCHES

SLIDE SWITCHES

ROTARY SWITCHES

FOOT SWITCHES

FACT AND KEY SWITCHES

SNAP-ACTION SWITCHES

MICRO-SIGNAL SWITCHES

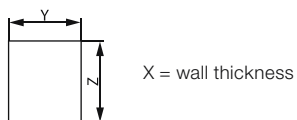
SENSORS

SERIES 1800 - SINGLE AND DOUBLE-POLE ROCKER SWITCHES

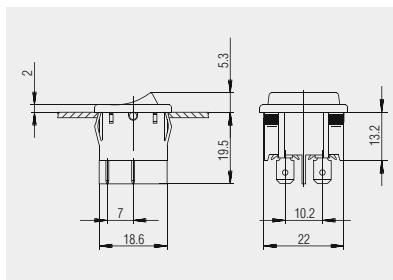
TO 12 (4) A 250 V AC



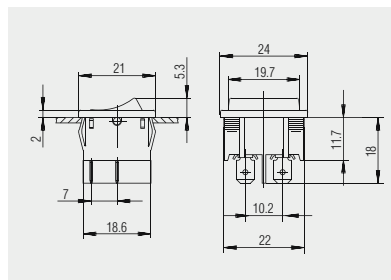
Basic types 1802, 1804 and 1805
double-pole
illuminated / non-illuminated



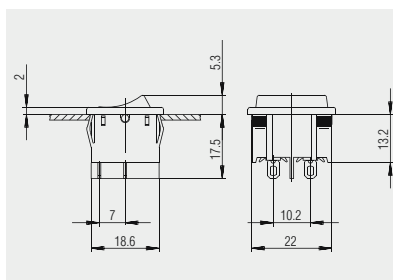
X	Y	Z
0.75 ... 1.25	19.2 ^{-0.1}	21.9 ^{+0.1}
1.25 ... 2	19.4 ^{-0.1}	21.9 ^{+0.1}
2 ... 3	19.8 ^{-0.1}	21.9 ^{+0.1}



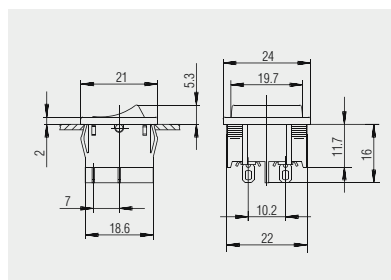
Quick-connect terminal 4.8 x 0.8
basic type 1805



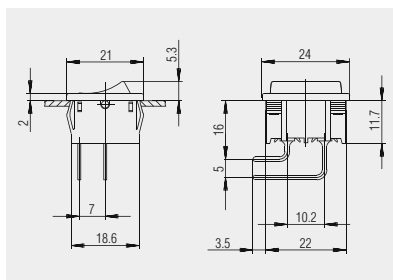
Quick-connect terminal 4.8 x 0.8
basic types 1802 and 1804



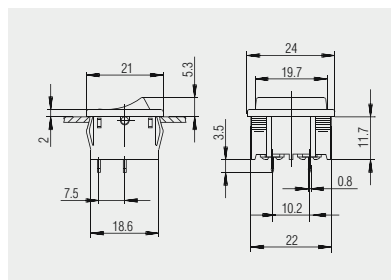
Solder terminal
basic type 1805



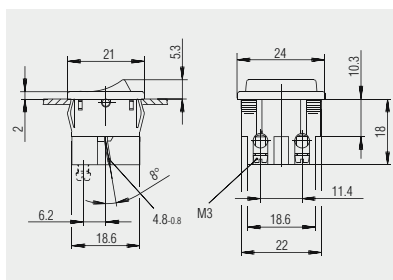
Solder terminal
basic types 1802 and 1804



PCB terminal angled



PCB terminal
basic types 1802 and 1804



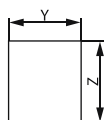
Terminal 1 2
Quick-connect terminal 4.8 x 0.8
Terminal 1a 2a
Socket terminal M3
1802.3102

SERIES 1800 - SINGLE AND DOUBLE-POLE ROCKER SWITCHES

TO 12 (4) A 250 V AC

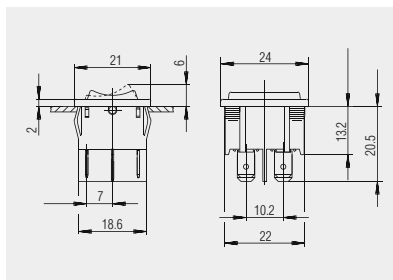


Basic type 1809
double-pole
non-illuminated

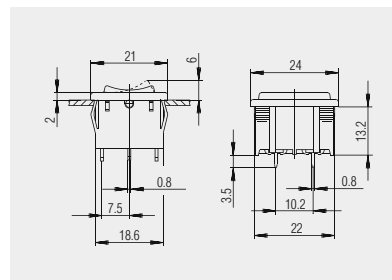


X = wall thickness

X	Y	Z
0.75 ... 1.25	19.2 ^{-0.1}	21.9 ^{+0.1}
1.25 ... 2	19.4 ^{-0.1}	21.9 ^{+0.1}
2 ... 3	19.8 ^{-0.1}	21.9 ^{+0.1}



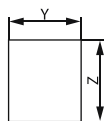
Quick-connect terminal 4.8 x 0.8



PCB terminal

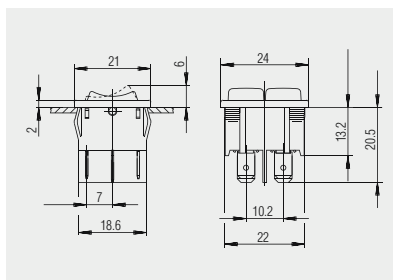


Basic type 1806
combination

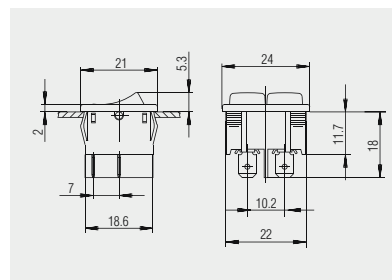


X = wall thickness

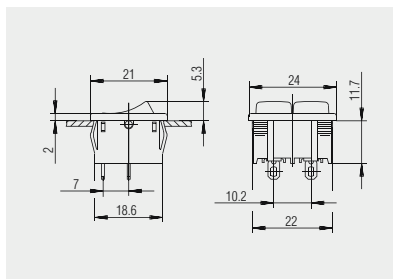
X	Y	Z
0.75 ... 1.25	19.2 ^{-0.1}	21.9 ^{+0.1}
1.25 ... 2	19.4 ^{-0.1}	21.9 ^{+0.1}
2 ... 3	19.8 ^{-0.1}	21.9 ^{+0.1}



Quick-connect terminal 4.8 x 0.8
1806.1602



Quick-connect terminal 4.8 x 0.8
1806.2054 and 1806.1102



Solder terminal
1806.6108

ROCKER SWITCHES

PUSHBUTTON SWITCHES

TOGGLE SWITCHES

SLIDE SWITCHES

ROTARY SWITCHES

FOOT SWITCHES

FACT AND KEY SWITCHES

SNAP-ACTION SWITCHES

MICRO-SIGNAL SWITCHES

SENSORS

SERIES 1800 - SINGLE AND DOUBLE-POLE ROCKER SWITCHES

TO 12 (4) A 250 V AC

ROCKER SWITCHES

PUSHBUTTON SWITCHES

TOGGLE SWITCHES

SLIDE SWITCHES

ROTARY SWITCHES

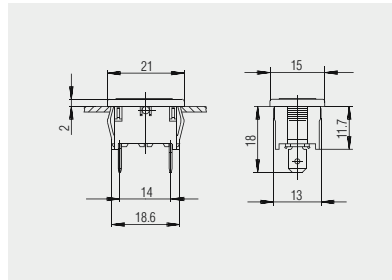
FOOT SWITCHES

FACT AND KEY SWITCHES

SNAP-ACTION SWITCHES

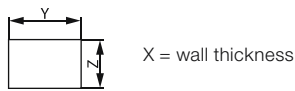
MICRO-SIGNAL SWITCHES

SENSORS

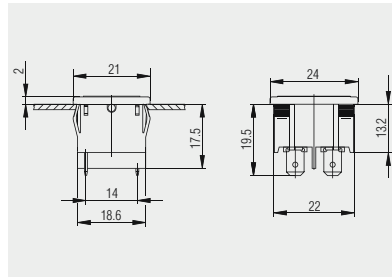


Basic type 1807 lamp

Quick-connect terminal 4.8 x 0.8

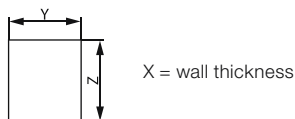


X	Y	Z
0.75 ... 1.25	19.2 -0.1	12.9 +0.1
1.25 ... 2	19.4 -0.1	12.9 +0.1
2 ... 3	19.8 -0.1	12.9 +0.1

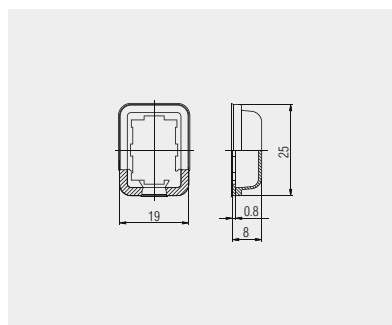


Basic type 1807 lamp

Quick-connect terminal 4.8 x 0.8



X	Y	Z
0.75 ... 1.25	19.2 -0.1	21.9 +0.1
1.25 ... 2	19.4 -0.1	21.9 +0.1
2 ... 3	19.8 -0.1	21.9 +0.1



Protection cap
203.089.011

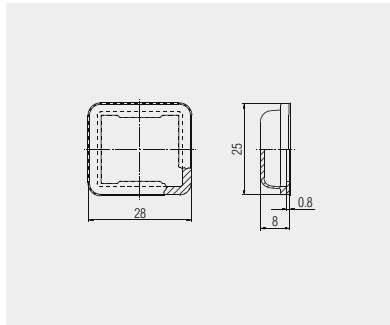
Transparent PVC - protection cap for single-pole switches of basic types 1800, 1801, 1803 and 1808. Serves as dust and water protection of the actuation side.

SERIES 1800 - SINGLE AND DOUBLE-POLE ROCKER SWITCHES

T0 12 (4) A 250 V AC



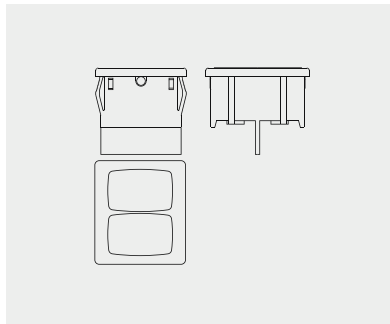
Protection cap
203.090.011



Transparent PVC - protection cap for double-pole switches of basic types 1802, 1804, 1805 and 1809. Serves as dust and water protection of the actuation side.



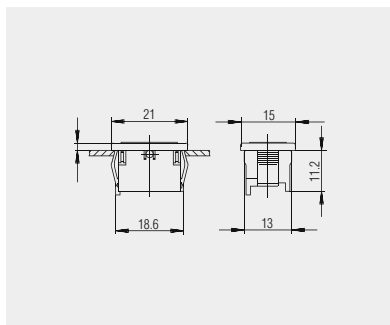
Dummy piece
203.007.013 - black
203.007.023 - blue gray



Dummy piece for size of basic type 1807 of PA



Dummy piece
203.086.013



Dummy piece for size of basic type 1806 of PA with window and housing in black

ROCKER SWITCHES

PUSHBUTTON SWITCHES

TOGGLE SWITCHES

SLIDE SWITCHES

ROTARY SWITCHES

FOOT SWITCHES

FACT AND KEY SWITCHES

SNAP-ACTION SWITCHES

MICRO-SIGNAL SWITCHES

SENSORS