



**HESTORE.HU**

elektronikai alkatrész áruház

**EN:** This Datasheet is presented by the manufacturer.

Please visit our website for pricing and availability at [www.hestore.hu](http://www.hestore.hu).

KP-3216F3C

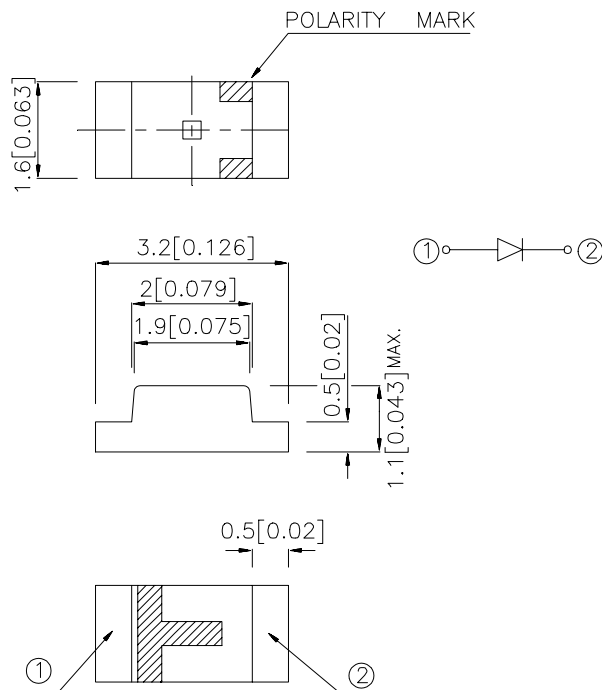
### Features

- 3.2mmx1.6mm SMT LED, 1.1mm THICKNESS.
- LOW POWER CONSUMPTION.
- WIDE VIEWING ANGLE.
- IDEAL FOR BACKLIGHT AND INDICATOR.
- VARIOUS COLORS AND LENS TYPES AVAILABLE.
- PACKAGE : 2000PCS / REEL.

### Description

F3 Made with Gallium Arsenide Infrared Emitting diodes.

### Package Dimensions



### Notes:

1. All dimensions are in millimeters (inches).
2. Tolerance is  $\pm 0.2$  (0.0079") unless otherwise noted.
3. Specifications are subject to change without notice.

## Selection Guide

Part No.	Dice	Lens Type	Po (mW/sr) @ 20 mA		Viewing Angle
			Min.	Typ.	2θ1/2
KP-3216F3C	GaAs	WATER CLEAR	0.4	1.2	120°

Note:

1. θ1/2 is the angle from optical centerline where the luminous intensity is 1/2 the optical centerline value.

## Electrical / Optical Characteristics at T<sub>A</sub>=25°C

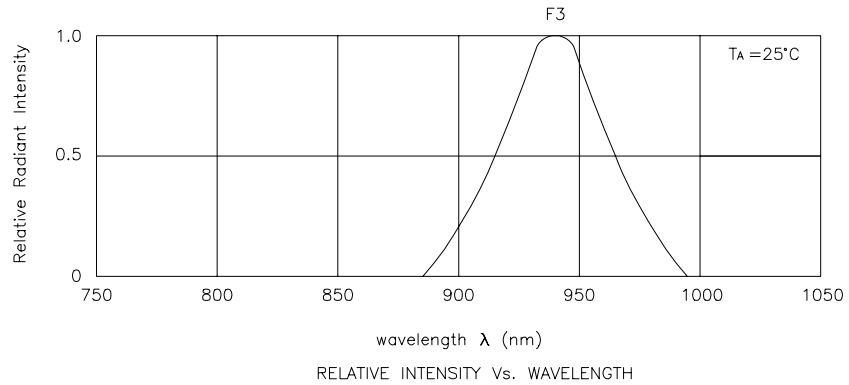
Parameter	P/N	Symbol	Typ.	Max.	Unit	Condition
Forward Voltage	F3	V <sub>F</sub>	1.2	1.6	V	I <sub>F</sub> =20mA
Reverse Current	F3	I <sub>R</sub>	-	10	μA	V <sub>R</sub> =5V
Capacitance	F3	C	90	-	pF	V <sub>F</sub> =0V;f=1MHz
Peak Spectral Wavelength	F3	λ <sub>P</sub>	940	-	nm	I <sub>F</sub> =20mA
Spectral Bandwidth	F3	Δλ 1/2	50	-	nm	I <sub>F</sub> =20mA

## Absolute Maximum Ratings at T<sub>A</sub>=25°C

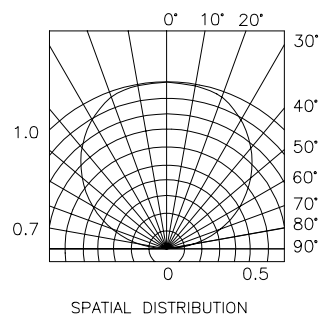
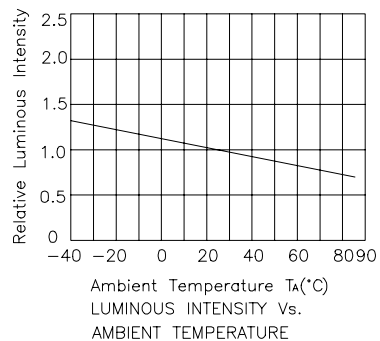
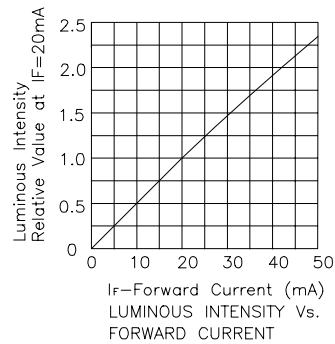
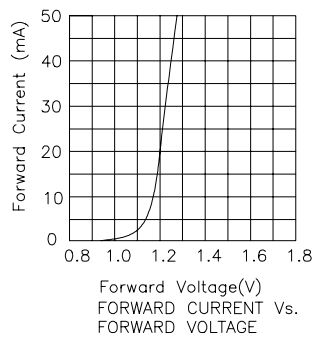
Parameter	Symbol	F3	Units
Power Dissipation	P <sub>T</sub>	100	mW
Forward Current	I <sub>F</sub>	50	mA
Peak Forward Current[1]	i <sub>FS</sub>	1.2	A
Reverse Voltage	V <sub>R</sub>	5	V
Operating Temperature	T <sub>A</sub>	-40~ +85	°C
Storage Temperature	T <sub>STG</sub>	-40~ +85	°C

Note:

1. 1/100 Duty Cycle, 10us Pulse Width.



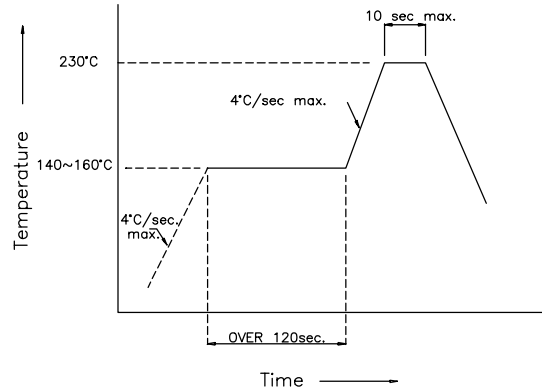
## KP-3216F3C



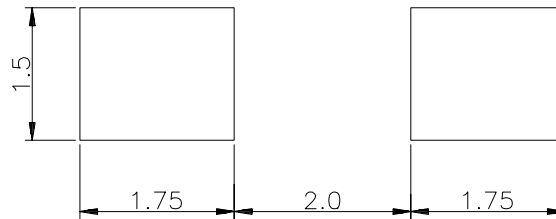
## KP-3216F3C

### SMT Reflow Soldering Instructions

Number of reflow process shall be less than 2 times and cooling process to normal temperature is required between first and second soldering process.



### Recommended Soldering Pattern (Units : mm)



### Tape Specifications (Units : mm)

