



HESTORE.HU


elektronikai alkatrész áruház

EN: This Datasheet is presented by the manufacturer.

Please visit our website for pricing and availability at www.hestore.hu.

Crystal Oscillator

YSO110TR Wide Voltage




Applications

- IOT
- Industrial Control
- Consumer Electronics

Features

- Frequency Range: 1MHz ~ 125MHz
- Ultra Small SMD Seam Sealed Crystal Oscillator
- Package Size: 1.6*1.2, 2.0*1.6, 2.5*2.0, 3.2*2.5, 5.0*3.2, 7.0*5.0mm



Specifications (规格参数)

Item	Symbol	Specifications
Frequency Range 额定频率范围	f_0	1MHz ~ 125MHz
Supply Voltage 电源电压	VDD	1.8V ~ 3.3V
Output Type 输出方式	-	CMOS
Frequency Tolerance over Operating Temperature Range 频率频差(at 25°C)	f_{tol}	$\pm 10\text{ppm}$, $\pm 20\text{ppm}$, or specify
Output Load 输出负载	L_{cmos}	15pF
Operating Temperature 工作温度	T_{use}	-40~+85°C, or specify
Storage Temperature 储存温度	T_{stg}	-55~+125°C
Frequency Versus Temperature Characteristics 频率-温度特性	f_{tem}	$\pm 20\text{ppm}$, $\pm 30\text{ppm}$, $\pm 50\text{ppm}$, or specify
Output Voltage 输出电压	Voh	90%VDD Min
	Vol	10%VDD Max
Duty Cycle 占空比	SYM	45~55%
Start-up Time 启动时间	t_{str}	3ms Max
Rise Time/Fall Time 上升沿/下降沿	tr/tf	4ns Max
Phase Jitter [12 kHz ~ 20 MHz] 相位抖动	tpj	0.7ps Max
Frequency Aging 老化(at 25°C)	f_{age}	$\pm 3\text{ppm/year}$ Max
Tri-State	Enable (High Voltage or Floating)	70% of VDD Min
	Disable (Low Voltage or GND)	30% of VDD Max


Current Consumption (消耗电流)

Power Dissipation $V_{cc}=1.8\sim 3.3V$ 15pF only					
Supply Voltage	1.000~40.000MHZ		41.000~54.000MHZ		55.000~100.000MHZ
	7050/5032/3225	2520/2016/1612	7050/5032/3225/2520	2016/1612	7050/5032/3225/2520/2016/1612
1.8V	4mA Max	4mA Max	9mA Max	10mA Max	35mA Max
2.5V	4.5mA Max		10mA Max		
3.3V	5mA Max		12mA Max		

Please contact us for current consumption for frequencies above 100MHz

Crystal Oscillator

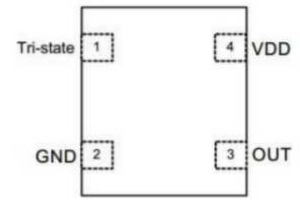
YSO110TR Wide Voltage



Pin Dimension (脚位尺寸)

Pin	#1	#2	#3	#4
FUNCTION	Tri-state	GND	OUTPUT	VDD

Pin Assignments



*The picture on the right is only for PIN function description.

Dimensions and Recommended Land Pattern (外观尺寸及推荐焊盘)

Dimensions (Unit: mm)	Recommended Land Pattern (Unit: mm)
<p>1.6*1.2</p> <p>Top View</p> <p>Bottom View</p> <p>Side View</p>	<p>Recommended soldering Pattern</p>
<p>2.0*1.6</p> <p>Top View</p> <p>Bottom View</p> <p>Side View</p>	<p>Recommended soldering Pattern</p>
<p>2.5*2.0</p> <p>Top View</p> <p>Bottom View</p> <p>Side View</p>	<p>Recommended soldering Pattern</p>


Crystal Oscillator

YSO110TR Wide Voltage



<p>3.2*2.5</p> <p>Top View</p> <p>Bottom View</p> <p>Side View</p>	<p>Recommended soldering Pattern</p>
<p>5.0*3.2</p> <p>Top View</p> <p>Bottom View</p> <p>Side View</p>	<p>Recommended soldering Pattern</p>
<p>7.0*5.0</p> <p>Top View</p> <p>Bottom View</p> <p>Side View</p>	<p>Recommended soldering Pattern</p>
<p>Notes:</p> <p>1.A capacitor value-0.01uf-0.1uf or higher between Vdd and GND is required.</p>	

Crystal Oscillator YSO110TR Wide Voltage



Test Circuit (测试电路)

