



EN: This Datasheet/Document is presented by the manufacturer.

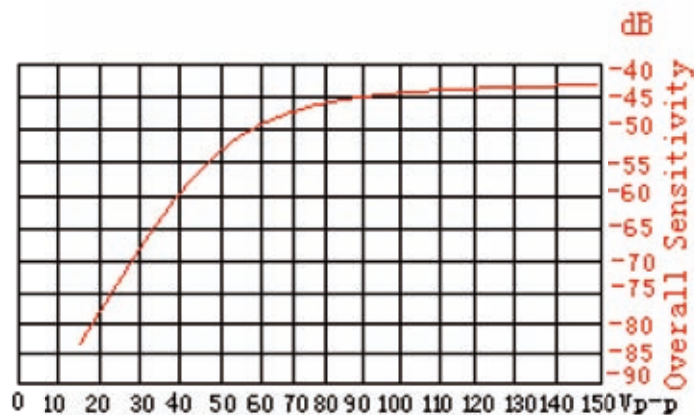
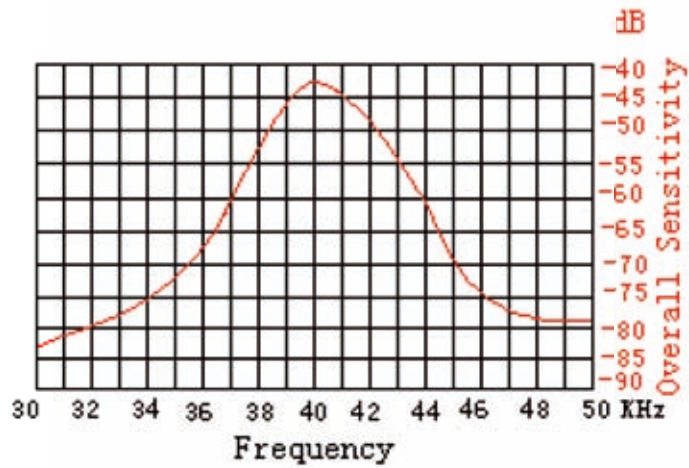
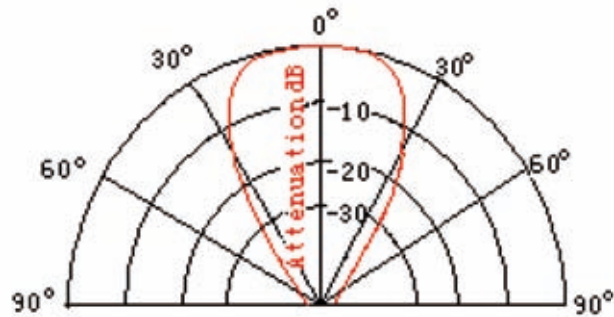
Please visit our website for pricing and availability at www.hestore.hu.

Part number identify:

C	40-----	16	L8	A40	X
(1)	(2)	(3)	(4)	(5)	(6)

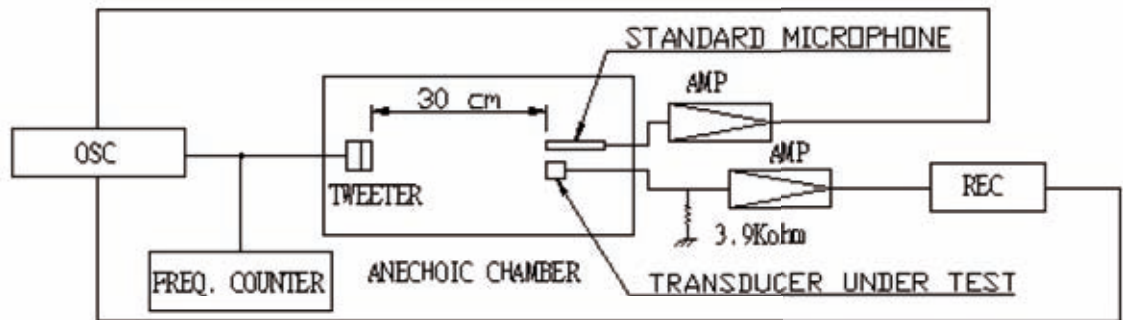
- (1): C: Combine transmitter and receiver in one unit.
- (2): 40: Cener Frequency : 40 ±1KHz
- (3): 16: Dia. =16mm.
- (4): L8: means long distance detecting type.
- (5): A40: Angle is 40 degree.
- (6): X : means package type. 1 is black plastic housing, 2 is aluminum housing.

5. Relative curve:

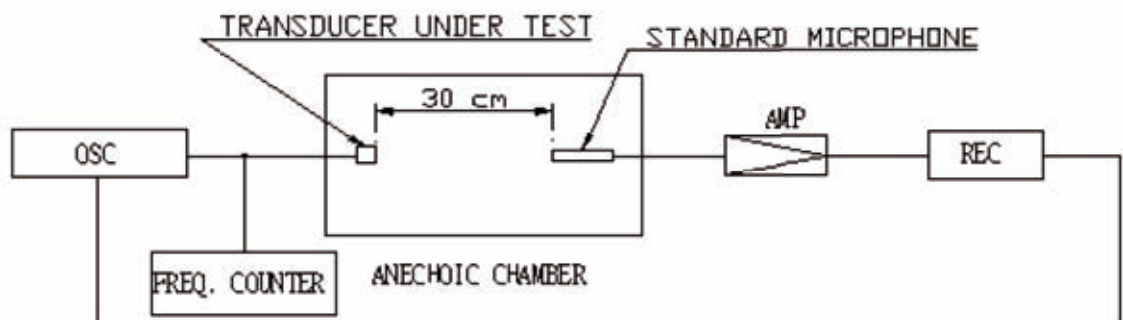


6. Test Circuits Diagram

a) Test Circuit Diagram for Receiving



b) Test Circuit Diagram for Transmitting



7. Environmental Characteristics

Item	Conditions	Variation of Sensitivity
Temperature Characteristics	-20~60°C	Within 10 dB
Hmidity	40±2°C, 85-90 %RH, 2Hrs	Within 5 dB
Shock	50G impact Directions : 3 perpendicular directions Times : 3 times	Within 5 dB
Vibration	Directions : 3 perpendicular Directions Times : 1000 times Single harmonic vibration a) Amplitude: 1.5mm b) Sweep Frequency : 10-50-10Hz with interval of 1 minute	Within 5 dB