




**EN:** This Datasheet is presented by the manufacturer.

Please visit our website for pricing and availability at [www.hestore.hu](http://www.hestore.hu).




# Raspberry Pi Touch Display 2

Published August 2025



## Overview



Raspberry Pi Touch Display 2 is a multi-touch portrait panel for Raspberry Pi. Ideal for interactive projects such as tablets, entertainment systems, and information dashboards, it is available in 5-inch and 7-inch variants to suit a wide range of applications and end-device form factors.

Raspberry Pi OS provides touchscreen drivers with support for five-finger touch and an on-screen keyboard, giving you full functionality without the need to connect a keyboard or mouse.

Only two connections are required to connect the 720 × 1280 display to your Raspberry Pi: power from the GPIO port, and a ribbon cable that connects to the DSI port on all Raspberry Pi computers except for the Raspberry Pi Zero line.

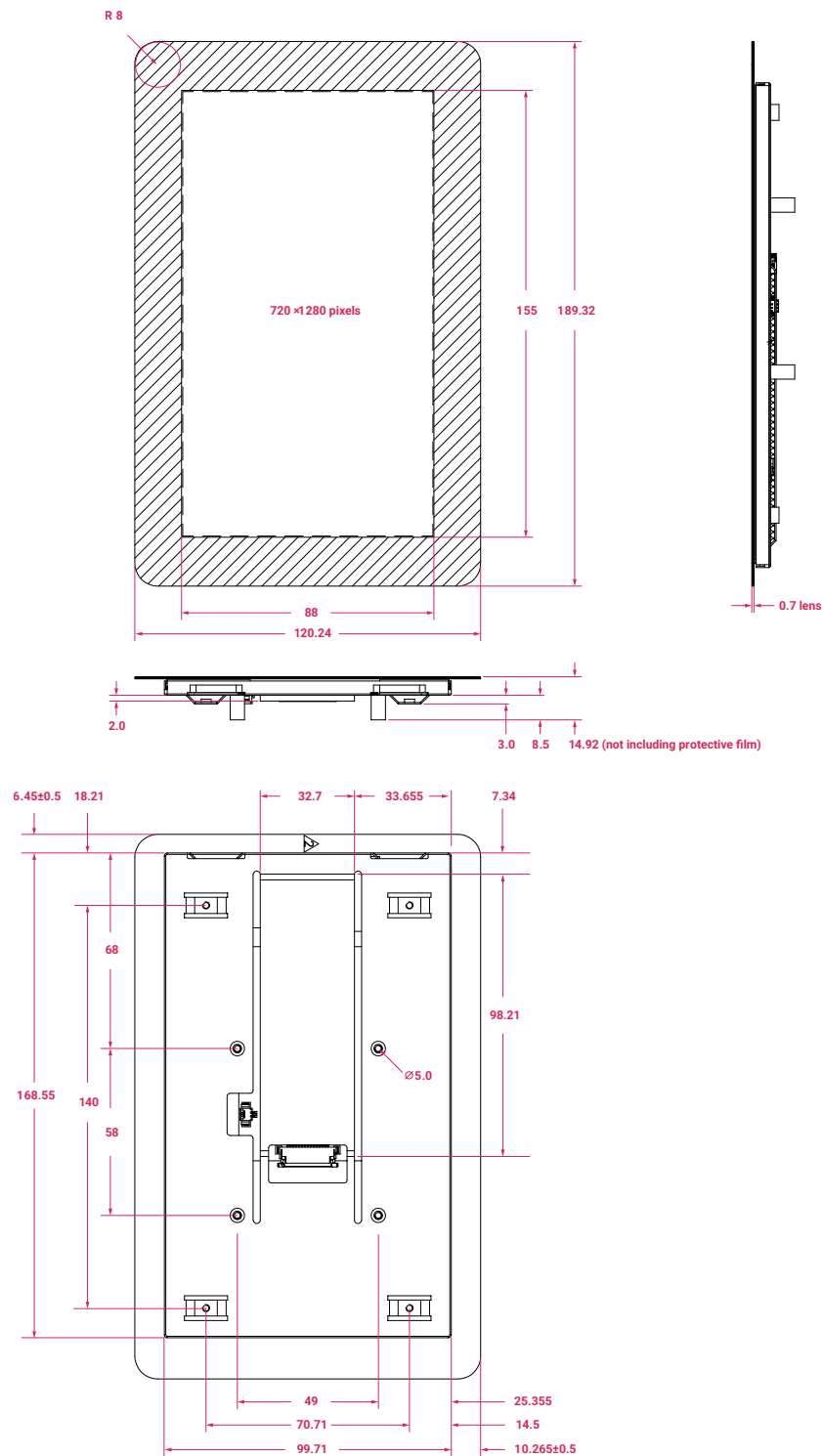
Raspberry Pi Touch Display 2 comes with two ribbon cables for attaching to your Raspberry Pi, a power cable to connect it to the GPIO pins, and eight M2.5 mounting screws.

## Specification

<b>Size</b>	<b>5" display:</b>	91.46 mm × 143.4 mm
	<b>7" display:</b>	120.24 mm × 189.32 mm
<b>Active area</b>	<b>5" display:</b>	62.1 mm × 110.4 mm
	<b>7" display:</b>	86.94 mm × 154.56 mm
<b>Viewing angle</b>	<b>5" display:</b>	80 degrees
	<b>7" display:</b>	85 degrees
<b>Display format</b>		24-bit RGB
		720 × 1280 pixels
<b>Display type</b>		True multi-touch capacitive touch panel, supporting five-finger touch
		Liquid Crystal Display Thin-Film Transistor (LCD TFT)
		Normally black
		Transmissive
<b>Touch response time</b>	Typical:	35 ms
	Max:	40 ms
<b>Surface treatment</b>		Anti-glare
<b>Colour configuration</b>		RGB-stripe
<b>Backlight brightness</b>		500 cd/m <sup>2</sup>
<b>Operating temperature</b>		−20°C to +70°C
<b>Production lifetime</b>		Raspberry Pi Touch Display 2 will remain in production until at least January 2030
<b>Compliance</b>		For a full list of local and regional product approvals, please visit <a href="http://pip.raspberrypi.com">pip.raspberrypi.com</a>
<b>List price</b>	<b>5" display:</b>	\$40
	<b>7" display:</b>	\$60



## 7" display



## Safety warnings

**To avoid malfunction or damage to this product, please observe the following:**

- Before connecting the device, shut down your Raspberry Pi computer and disconnect it from external power.
- If the cable becomes detached, pull forward the locking mechanism on the connector, insert the ribbon cable with the metal contacts facing towards you, then push the locking mechanism back into place.
- This device should be operated in a dry environment at  $-20$  to  $+70^{\circ}\text{C}$ .
- Do not expose it to water or moisture, or place on a conductive surface whilst in operation.
- Do not expose it to excessive heat from any source.
- Care should be taken not to fold or strain the ribbon cable.
- Care should be taken when screwing in parts. A cross-thread can cause irreparable damage and void the warranty.
- Take care whilst handling to avoid mechanical or electrical damage to the printed circuit board and connectors.
- Store in a cool, dry location.
- Avoid rapid changes of temperature, which can cause moisture to build up in the device.
- The display surface is fragile and has the potential to shatter.



Raspberry Pi Touch Display Cable  
Standard - Mini





**Raspberry Pi**

Raspberry Pi is a trademark of Raspberry Pi Ltd