




HESTORE.HU

elektronikai alkatrész áruház

EN: This Datasheet is presented by the manufacturer.

Please visit our website for pricing and availability at www.hestore.hu.



FEATURES:

- Short Circuit Protection
- High efficiency up to 95%
- Non-Isolated
- Operating temperature -40°C to +85°C
- Very low No load input current
- Pin Compatible to LM78xx



Models Single output

Model	Input Voltage Nom/Range (V)	Output Voltage (V)	Output Current max (mA)	Efficiency Vin Min (%)	Efficiency Vin Max (%)	Max. Capacitive load (µF)
AMSRO-783.3-NZ	24 / 4.75-36	3.3	500	86	80	680
AMSRO-7805-NZ	24 / 6.5-36	5	500	90	84	680
	12 / 7-31	-5	-300	80	81	330
AMSRO-7812-NZ	24 / 15-36	12	500	94	91	680
	12 / 8-24	-12	-150	84	85	330
AMSRO-7815-NZ	24 / 19-36	15	500	95	93	680
	12 / 8-21	-15	-150	85	87	330

NOTE: For Input voltage >30VDC, an input capacitor 22µF/50V is required.

Input Specifications

Parameters	Conditions	Typical	Maximum	Units
Voltage range	See the table above			VDC
Filter	Capacitor			
Quiescent current	Vin=(LL-HL) at 0% load		1.5	mA

Output Specifications

Parameters	Conditions	Typical	Maximum	Units
Voltage accuracy	100% load, 3.3V output 100% load, Others	±2	±4 ±3	%
Short Circuit protection	Continuous			
Short circuit restart	Auto recovery			
Line voltage regulation	Vin=(LL-HL) at full load	±0.2		%
Load voltage regulation	Nominal Input, 10-100% load	±0.4		%
Temperature coefficient	-40°C to +85°C ambient	±0.03		%/°C
Transient response deviation	Nominal Input, 25% load step change		250	mV
Transient Recovery time			1	mSec
Ripple & Noise	20MHz Bandwidth, 10-100% load	20	75	mV p-p

General Specifications

Parameters	Conditions	Typical	Maximum	Units
Switching frequency	100% load	330-850		KHz
Operating temperature	With derating above 71°C	-40 to +85		°C
Storage temperature		-55 to +125		°C
Max Case temperature			100	°C
Cooling	Free air convection			
Humidity	Non condensing		95	%
Weight		1		g
Dimensions (L x W x H)	0.39 x 0.28 x 0.43 inches 10.00 x 7.20 x 11.00 mm			
MTBF	>2 000 000 hrs (MIL-HDBK-217F, Ground Benign, t=+25°C)			
Soldering Temperature	1.5 mm from case for 10 sec		260	°C

NOTE: All specifications in this datasheet are measured at an ambient temperature of 25°C, humidity<75%, nominal input voltage and at rated output load unless otherwise specified.

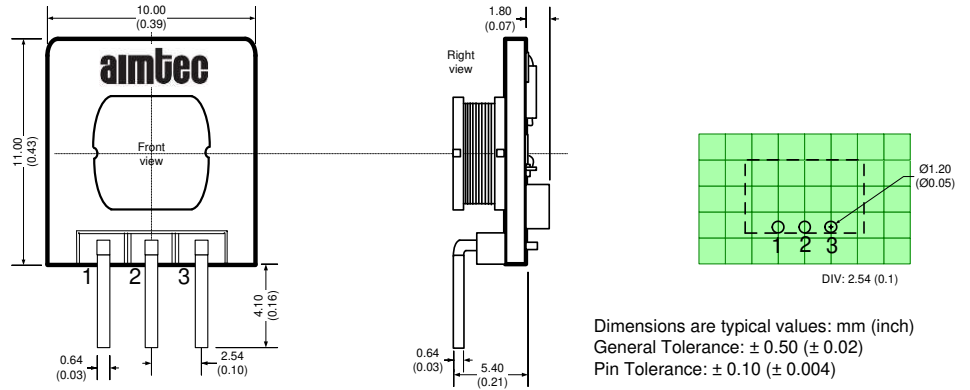
Safety Specifications

Parameters	
Approvals	UL
Standards	IEC/EN/UL60950-1
	EN55022, Class B (with recommended circuit)
	IEC61000-4-2 (ESD): Contact $\pm 4\text{KV}$, Perf. Criteria B
	IEC61000-4-3 (Radiation Immunity): 10V/m, Perf. Criteria A
	IEC61000-4-4 (EFT): $\pm 1\text{KV}$, Perf. Criteria B (with recommended circuit)
	IEC61000-4-6 (CDI): 3Vrms, Perf: Criteria A

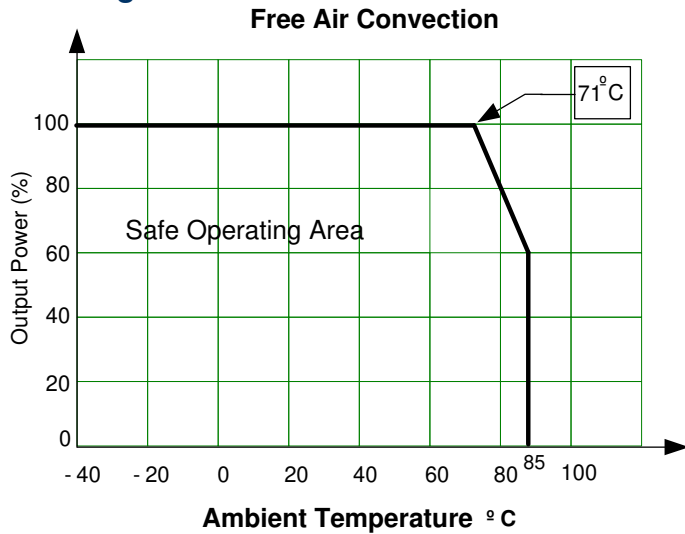
Pin Out Specifications

Pin	Positive	Negative
1	+V Input	+V Input
2	Ground	-V Output
3	+V Output	Ground

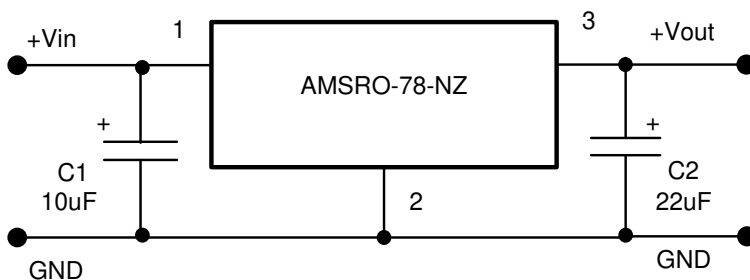
Dimensions



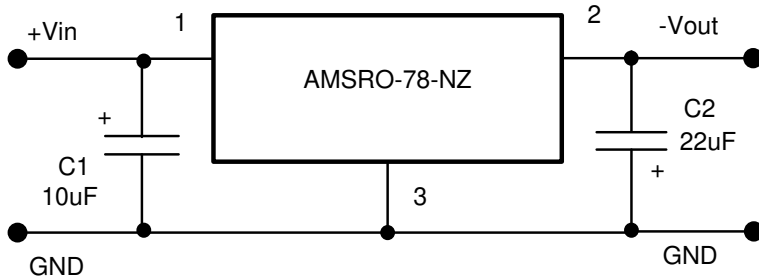
Derating



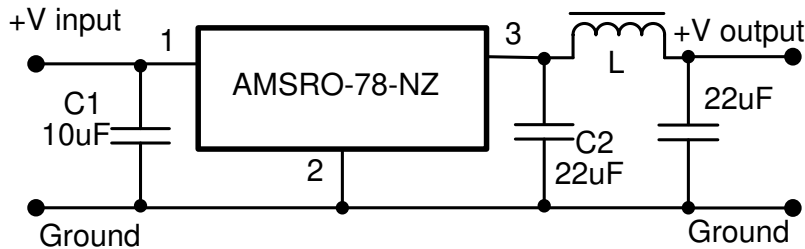
Standard Application circuit – positive output



Standard Application circuit – negative output

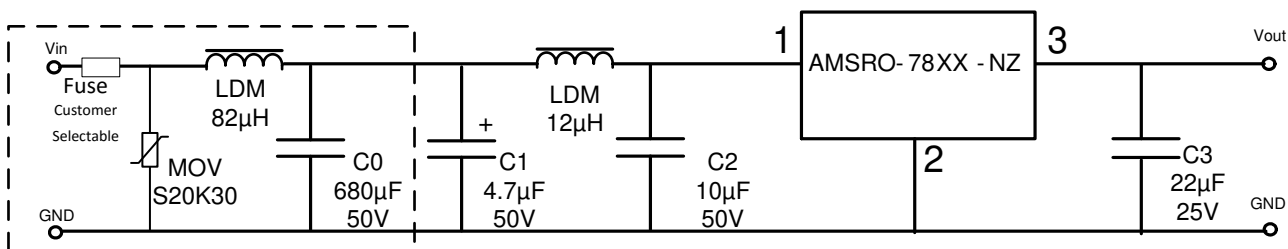


Ripple and Noise Reduction



Recommended value of inductor L is between 10uH to 47uH

Recommended EMC circuit



NOTE: This part is not designed for parallel operation

NOTE: 1. Datasheets are updated as needed and as such, specifications are subject to change without notice. Once printed or downloaded, datasheets are no longer controlled by Aimtec; refer to www.aimtec.com for the most current product specifications. 2. Product labels shown, including safety agency certifications on labels, may vary based on the date manufactured. 3. Mechanical drawings and specifications are for reference only. 4. All specifications are measured at an ambient temperature of 25°C, humidity < 75%, nominal input voltage and at rated output load unless otherwise specified. 5. Aimtec may not have conducted destructive testing or chemical analysis on all internal components and chemicals at the time of publishing this document. CAS numbers and other limited information are considered proprietary and may not be available for release. 6. This product is not designed for use in critical life support systems, equipment used in hazardous environments, nuclear control systems or other such applications which necessitate specific safety and regulatory standards other than the ones listed in this datasheet. 7. Warranty is in accordance with Aimtec's standard Terms of Sale available at www.aimtec.com.