



HESTORE.HU


elektronikai alkatrész áruház

EN: This Datasheet is presented by the manufacturer.

Please visit our website for pricing and availability at www.hestore.hu.

Relay Package RT

- Relay package consisting of RT relay, DIN-rail socket, plastic retaining clip, module and marking tag
- 1 CO with 16 A or 2 CO with 8 A rated load
- Sensitive DC- or AC coil
- Reinforced insulation (protection class II / VDE 0700), safe separation to VDE 0160
- Jumper bars for interconnection
- Further accessories see Accessories RT



F0287-C

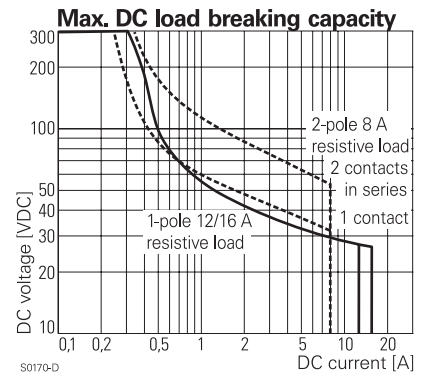
Approvals

Relay: REG.-Nr. 6106, E214025

Socket: REG.-Nr. 6106, E135149
 Technical data of approved types on request

Contact data	1-pole	2-pole
Contact configuration	1 CO	2 CO
Contact set	single contact	
Type of interruption	micro disconnection	
Rated voltage / max. switching voltage AC	240 / 400 VAC	
Rated current	16 A*)	8 A
Limiting continuous current	16 A*)	8 A, UL: 10 A
Maximum breaking capacity AC	4000 VA	2000 VA
Limiting making capacity,max 4 s, df 10%	30 A	15 A
Contact material	AgNi 90/10, AgNi90/10 gold plated	
Rated frequency of operation with / without load	6 / 1200 min ⁻¹	

*) For full load current (16 A) the relay terminals 11-21, 12-22 and 14-24 have to be bridged.



S0170-D

Contact ratings

For contact ratings see datasheet Interface Power relay RT

Coil data

Rated coil voltage range DC coil	24 VDC
AC coil	24, 115, 230 VAC
Operative range to IEC 61810	2

Coil versions, DC-coil

Coil code	Rated voltage VDC	Operate voltage VDC	Release voltage VDC	Coil resistance Ohm	Rated coil power mW
LC4	24	16.8	2.4	1440±10%	400

Coil versions, AC-coil 50Hz

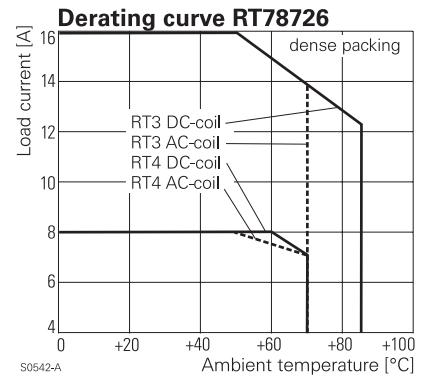
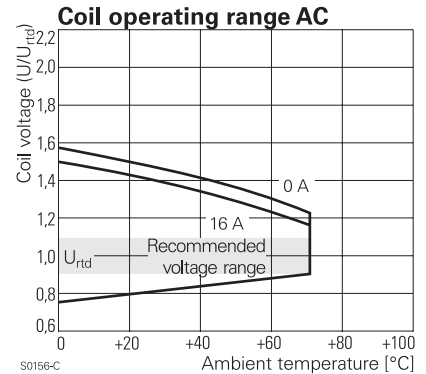
Coil code	Rated voltage VAC	Operate voltage 50 Hz VAC	Release voltage 50 Hz VAC	Coil resistance Ohm	Rated coil power 50 Hz VA
R24	24	18.0	3.6	350±10%	0.76
S15	115	86.3	17.3	8100±15%	0.76
T30	230	172.5	34.5	32500±15%	0.74

All figures are given for coil without preenergization, at ambient temperature +23°C
 Other coil voltages on request

Relay Package RT (Continued)

Insulation	1-pole	2-pole
Dielectric strength coil-contact circuit		5000 V _{rms}
open contact circuit		1000 V _{rms}
adjacent contact circuits		2500 V _{rms}
Clearance / creepage coil-contact circuit	≥ 10 / 10 mm	
Material group of insulation parts	IIIa	
Tracking index of relay base	PTI 250 V	
Insulation to IEC 60664-1		
Type of insulation coil-contact circuit		reinforced
open contact circuit		micro disconnection
adjacent contact circuits		functional
Rated insulation voltage		250 V
Pollution degree,	3	2
Rated voltage system	240 V	230 / 400 V
Overtoltage category		III

Other data		
Mechanical endurance	1-pole	2-pole
DC coil	> 30 x 10 ⁶	>30 x 10 ⁶
AC coil	> 10 x 10 ⁶	>5 x 10 ⁶
Material	RoHS - Directive 2002/95/EC compliant as per product date code 0535	
Environment	Ambient temperature range DC coil -20...+85°C	
	AC coil -20...+70°C	
Processing	Terminals screw	
Terminal screw torque acc. IEC 61984 max.	0.5 Nm	
	0.7 Nm	
Wire cross section	single wire 2 x 2.5 mm ²	
fine wire	2 x 2.5 mm ²	
with bootlace crimp (DIN 46228/1)	2 x 1.5 mm ²	
Insertion cycles	A (10)	
Max. Insertion Force total	100 N	
Mounting distance	≥ 0, dense packing of sockets	
Weight	54 g	
Packaging unit	10 pcs	



Dimensions

