



**HESTORE.HU**

elektronikai alkatrész áruház

**EN:** This Datasheet is presented by the manufacturer.

Please visit our website for pricing and availability at [www.hestore.hu](http://www.hestore.hu).

## Twisted Pair Patch Cable - Category 5e Class D - U/UTP



✓ PVC

✓ Blue colored plug for CAT 5e

✓ Kink prot., strain relief, latch prot.

✓ various lengths and colors available

### Abstract

CAT 5e Class D, U/UTP, Twisted Pair Patch Cable, PVC, AWG 26/7, various lengths and colors available

### Features

- 2x RJ45 (8P8C) connectors
- Boots with kink protection, strain relief and latch protection
- Length marking on boot
- Shielding: U/UTP (unshielded)
- Structure: 4x 2 AWG 26/7, twisted pair
- Sheath: PVC

### Product Overview

The DIGITUS<sup>®</sup> Category 5e Class D patch cables are manufactured and tested to the ISO/IEC 11801 and DIN EN 50173 Category 5e specifications. They will guarantee the installed cabling system is compliant with the ISO & EN channel specification requirements and will provide optimum performance levels of DIGITUS<sup>®</sup> Category 5e cabling. The performance is tested up to 100 MHz inclusive performance characteristics such as near end cross talk ("NEXT").

DIGITUS<sup>®</sup> patch cables are designed and produced to fulfill the highest requirements of various application areas in full volume.

Each cable is fitted with a molded boot which comes with kink protection and strain relief.

Furthermore the boot is equipped with a latch protection that prevents the latching lever against breaking.


You can easily identify the Category 5e, because of the transparent blue colored connector.

### Patch Cable Matrix and Configuration

Patch cables can be wide-ranging. Therefore we prepared a complete overview of our range, which guides you to the cable you require.

One E-Mail or one call will be enough and we will send you the latest version as a PDF file.

You can also check our Patch Cable Configuration tool on our website [www.digitus-professional.com](http://www.digitus-professional.com)



### Performance- and Specification Overview

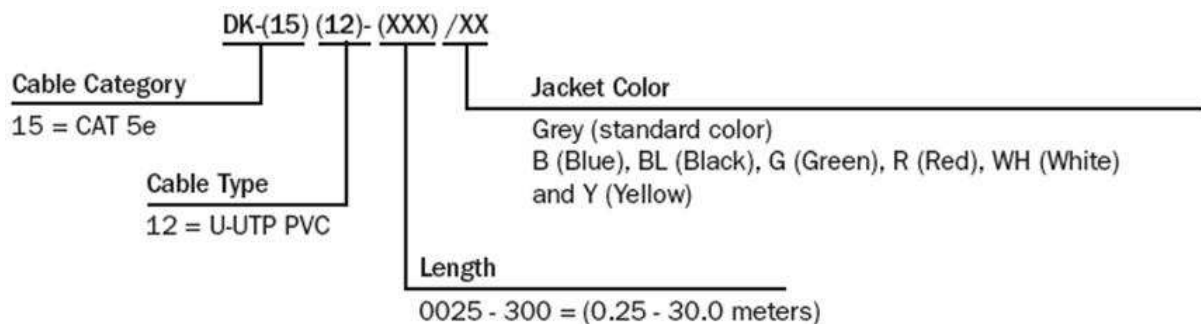
|                        |  |
|------------------------|--|
| Conductor              | Stranded AWG 26/7, 0.152 ± 0.005 mm                            |
| Insulations            | HD-PE (High Density Polyethylene)                              |
| Outer sheath           | PVC  |
| Overall diameter       | 4.6 mm ± 0.30 mm   |
| Bending radius         | 8x OD  |
| RJ45 connector         | 3 μ nominal gold flash over 60 μ nickel undercoat contact pins |
| Color code             | Orange x White, Green x White, Blue x White, Brown x White     |
| Wiring standard        | EIA/TIA 568B   |
| Pin assignment         | 1:1  |
| Durability             | 750 insertion cycles   |
| Contact resistance     | 30 mΩ maximum  |
| Resistance unbalance   | 5% maximum   |
| Dielectric strength    | 2500 VDC for 3 seconds   |
| Uninsulated resistance | 150 MΩ/km minimum  |
| Operating temperature  | -20 °C up to +60 °C  |
| NVP                    | 69%  |
| Typical applications   | IEEE 802.3: 10BASE-T; 100BASE-T; 1000BASE-T                    |
| Norms                  | ISO/IEC 11801-1; EN-50173; ANSI/TIA 568-C; EN 60603-7-2        |
| Colors                 | Various colors available on request                            |
| Marking                | Brand name, cable length and cable information                 |

### Transmission Properties

| Freq.  | Insertion Loss | NEXT  | RL    | ACR-N | ACR-F | PS NEXT | PS ACR-N | PS ACRF |
|--------|----------------|-------|-------|-------|-------|---------|----------|---------|
| MHz    | dB             | dB    | dB    | dB    | dB    | dB      | dB       | dB      |
| 1.00   | 4.00           | 60.00 | 17.00 | 56.00 | 57.40 | 57.00   | 53.00    | 54.40   |
| 4.00   | 4.50           | 53.50 | 17.00 | 49.00 | 45.40 | 50.50   | 46.00    | 42.40   |
| 8.00   | 6.40           | 48.60 | 17.00 | 42.20 | 39.30 | 45.60   | 39.20    | 36.30   |
| 10.00  | 7.20           | 47.00 | 17.00 | 39.80 | 37.40 | 44.00   | 36.80    | 34.40   |
| 16.00  | 9.10           | 43.60 | 17.00 | 34.50 | 33.30 | 40.60   | 31.50    | 30.30   |
| 20.00  | 10.20          | 42.00 | 17.00 | 31.80 | 34.40 | 39.00   | 28.80    | 28.40   |
| 25.00  | 11.50          | 40.30 | 16.00 | 28.90 | 29.40 | 37.30   | 25.90    | 26.40   |
| 31.25  | 12.90          | 38.70 | 15.10 | 25.80 | 27.50 | 35.70   | 22.80    | 24.50   |
| 62.50  | 18.60          | 33.60 | 12.00 | 15.00 | 21.50 | 30.60   | 12.00    | 18.50   |
| 100.00 | 24.00          | 30.10 | 10.00 | 6.10  | 17.40 | 27.10   | 3.10     | 14.40   |

The results in the table above are typical for Category 5e Class D, Patch cables 2 m, 5 m up to 10 m length

### Product Number Information

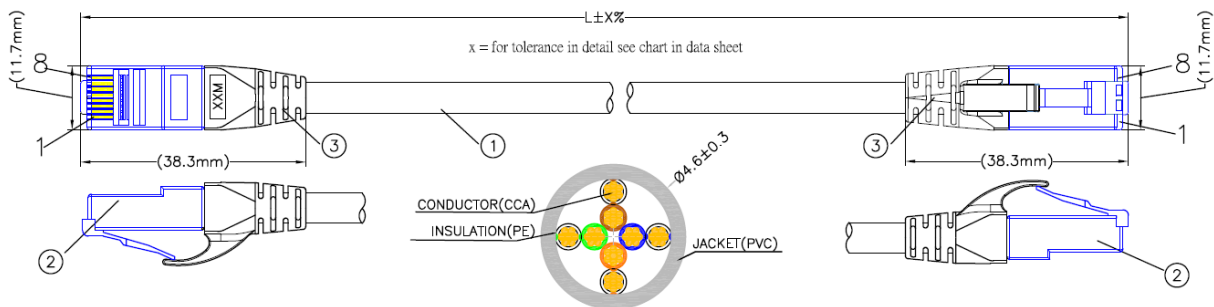


## Length Tolerances

| Length (m) | Tolerance (mm) | Length (m) | Tolerance (mm) |
|------------|----------------|------------|----------------|
| 0.15       | +20/-6         | 8          | +/-155         |
| 0.25       | +20/-6         | 10         | +/-200         |
| 0.5        | +20/-10        | 12         | +/-250         |
| 0.75       | +20/-13        | 13         | +/-270         |
| 1          | +/-20          | 15         | +/-310         |
| 1.5        | +/-30          | 20         | +/-400         |
| 2          | +/-40          | 25         | +/-500         |
| 2.5        | +/-50          | 30         | +/-630         |
| 3          | +/-60          | 40         | +/-840         |
| 4          | +/-90          | 50         | +/-1000        |
| 5          | +/-110         | 70         | +/-1300        |
| 6          | +/-120         | 75         | +/-1500        |
| 7          | +/-140         | 100        | +/-1800        |
| 7.5        | +/-150         |            |                |


\*The cable length is measured from plug A to plug B

## Technical Drawing



### MATERIAL LIST:

| NO. | PARTS NAME     | SPECIFICATION DESCRIPTION  |
|-----|----------------|--|
| ①   | CABLE          | U/UTP [26AWG(CCA 0.152±0.005)*1PR]*4+PVC<br>OD:4.6±0.3mm COLOR:Assorted upon request |
| ②   | RJ45 CONNECTOR | RJ45,8P8C,TWO FORK GOLD PLATED CONTACTS<br>BLUE TRANSPARENT                          |
| ③   | MOLDING PVC    | MOLDING PVC 45P COLOR:Assorted upon request  |



Heat Seal