



**HESTORE.HU**

elektronikai alkatrész áruház

**EN:** This Datasheet is presented by the manufacturer.

Please visit our website for pricing and availability at [www.hestore.hu](http://www.hestore.hu).



# SS32A THRU SS310A

## 肖特基二极管 Schottky Rectifier

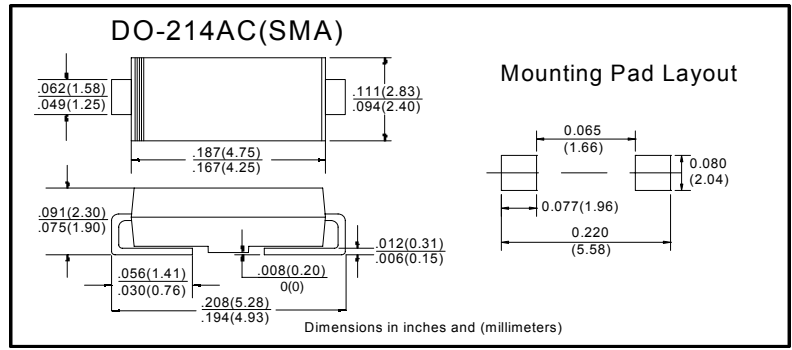
### ■特征 Features

- $I_o$  3.0A
- $V_{RRM}$  20V-100V
- 耐正向浪涌电流能力高  
High surge current capability
- 封装: 模压塑料  
Cases: Molded plastic

### ■用途 Applications

- 整流用 Rectifier

### ■外形尺寸和印记 Outline Dimensions and Mark



### ■极限值 (绝对最大额定值)

#### Limiting Values (Absolute Maximum Rating)

参数名称 Item	符号 Symbol	单位 Unit	测试条件 Test Conditions	SS3						
				2A	3A	4A	5A	6A	9A	10A
反向重复峰值电压 Repetitive Peak Reverse Voltage	$V_{RRM}$	V		20	30	40	50	60	90	100
正向平均电流 Average Forward Current	$I_{F(AV)}$	A	正弦半波 60Hz, 电阻负载, TL(Fig.1) 60HZ Half-sine wave, Resistance load, TL(Fig.1)	3.0						
正向(不重复)浪涌电流 Surge(Non-repetitive)Forward Current	$I_{FSM}$	A	正弦半波 60Hz, 一个周期, $T_a=25^\circ\text{C}$ 60Hz Half-sine wave, 1 cycle, $T_a=25^\circ\text{C}$	100						
结温 Junction Temperature	$T_J$	$^\circ\text{C}$		-55~+125			-55~+150			
储存温度 Storage Temperature	$T_{STG}$	$^\circ\text{C}$		-55 ~ +150						

### ■电特性 ( $T_a=25^\circ\text{C}$ 除非另有规定)

#### Electrical Characteristics ( $T_a=25^\circ\text{C}$ Unless otherwise specified)

参数名称 Item	符号 Symbol	单位 Unit	测试条件 Test Condition	SS3						
				2A	3A	4A	5A	6A	9A	10A
正向峰值电压 Peak Forward Voltage	$V_F$	V	$I_F=3.0A$	0.50		0.70		0.85		
反向漏电流 Peak Reverse Current	$I_{RRM1}$	mA	$V_{RM}=V_{RRM}$	$T_a=25^\circ\text{C}$		0.5		0.1		
	$I_{RRM2}$			$T_a=100^\circ\text{C}$		10		5.0		
热阻(典型) Thermal Resistance(Typical)	$R_{\theta J-A}$	$^\circ\text{C}/\text{W}$	结和环境之间 Between junction and ambient		55 <sup>1)</sup>					
	$R_{\theta J-L}$		结和终端之间 Between junction and terminal		17 <sup>1)</sup>					

#### 备注: Notes:

<sup>1)</sup> 热阻从结到环境及从结到引线, 在电路板的0.2" x 0.2" (5毫米 x 5毫米)铜垫片区

Thermal resistance from junction to ambient and from junction to lead mounted on P.C.B. with 0.2" x 0.2" (5 mm x 5 mm) copper pad areas

## ■特性曲线(典型) Characteristics(Typical)

图1: 正向电流降额曲线  
FIG.1: FORWARD CURRENT DERATING CURVE

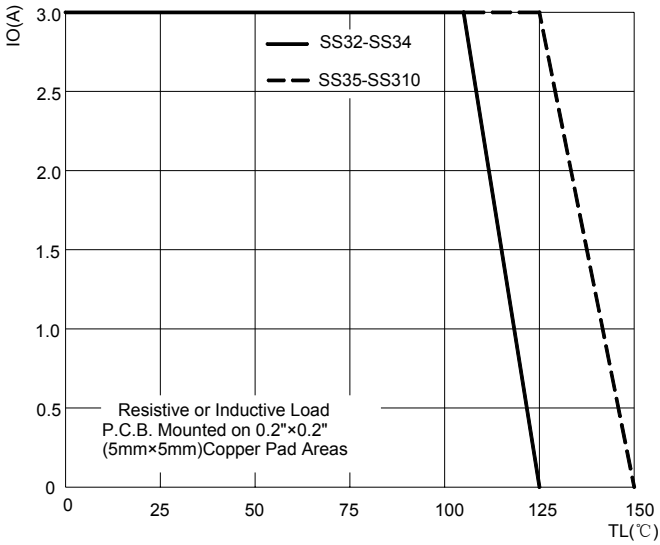


图2: 最大正向浪涌冲击耐受能力  
FIG.2: MAXIMUM NON-REPETITIVE FORWARD URGE CURRENT

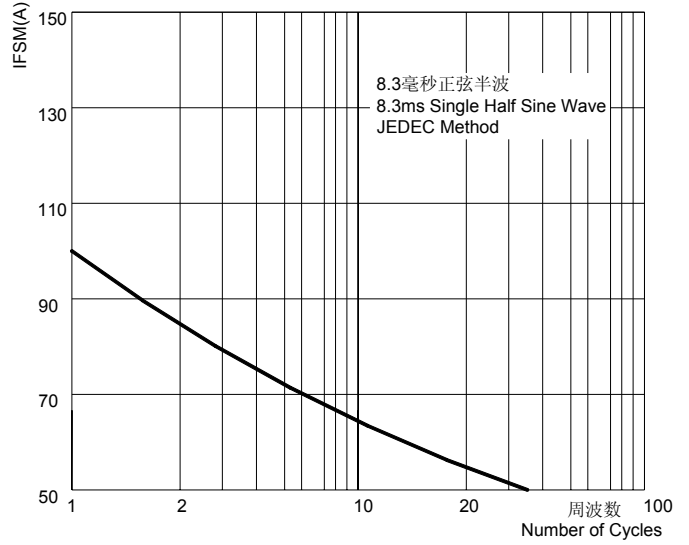


图3: 典型正向特性曲线  
FIG.3: TYPICAL FORWARD CHARACTERISTICS

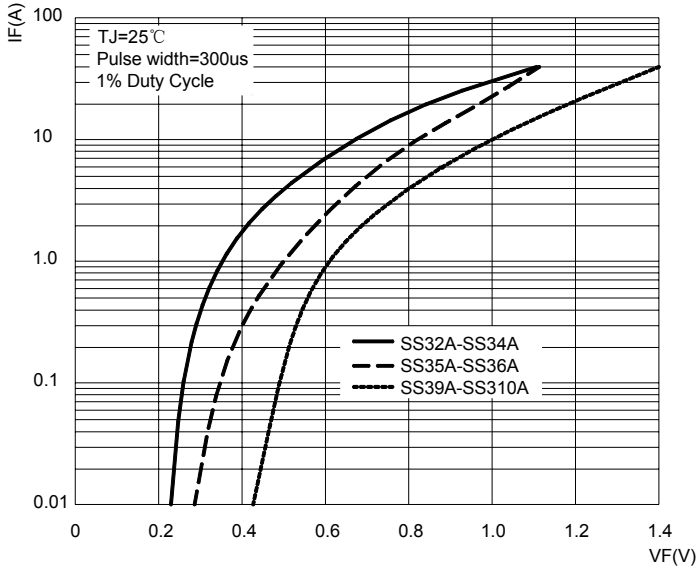


图4: 典型反向特性曲线  
FIG.4: TYPICAL REVERSE CHARACTERISTICS

