



SMD 3528 LED SERIES

OF-SMD3528B BLUE



ATTENTION
OBSERVE PRECAUTIONS
FOR HANDLING
ELECTROSTATIC
DISCHARGE
SENSITIVE
DEVICES



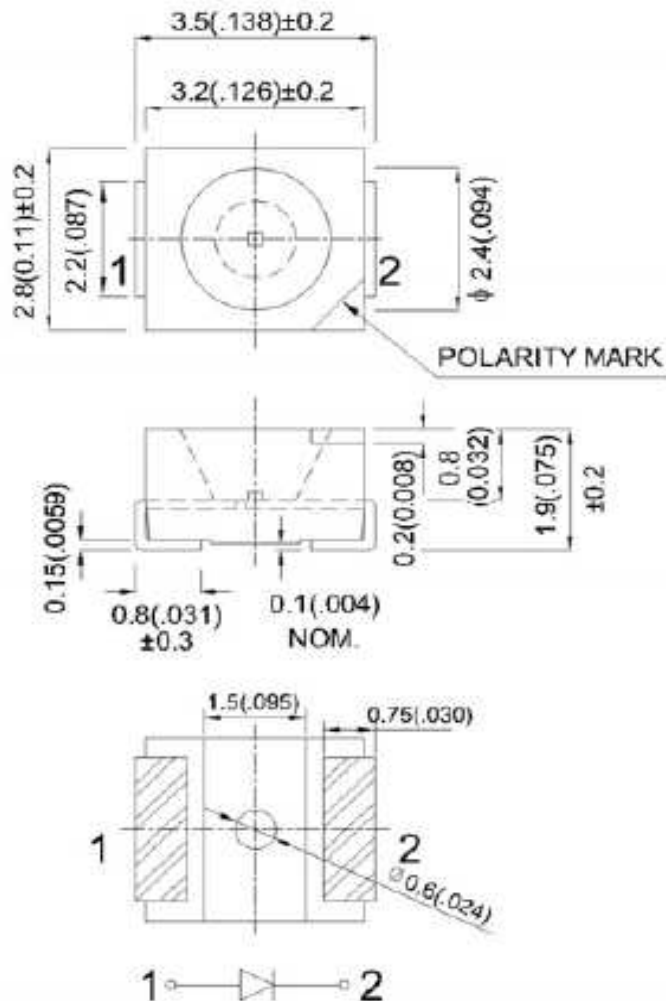
Description

The Blue source color devices are made with Gallium Arsenide Phosphide on Gallium Phosphide Blue Light Emitting Diode.

Features

- SINGLE COLOR.
- SUITABLE FOR ALL SMT ASSEMBLY AND SOLDER PROCESS.
- AVAILABLE ON TAPE AND REEL.
- IDEAL FOR BACKLIGHTING.
- PACKAGE : 2000PCS / REEL.

Package Dimensions





SMD 3528 LED SERIES

Notes:

1. All dimension units are millimeters.
2. All dimension tolerance is $\pm 0.2\text{mm}$ unless otherwise noted.
3. An epoxy meniscus may extend about 1.5mm down the leads.
4. Burr around bottom of epoxy may be 0.5mm max..

Selection Guide

Part. No	Dice	Lens Type	Iv(mcd) @20mA		Viewing Angle 2 θ 1/2
			Min.	Typ.	
OF-SMD3528B	BLUE(GaN)	Water Clear	170	240	120°

Note:

1. θ 1/2 is the angle from optical centerline where the luminous intensity is 1/2 the optical centerline value.

Electrical / Optical Characteristics at TA=25°C

Parameter	Symbol	Device	Condition	Min	Typ	Unit
Forward Voltage DC	VF	Blue	IF=20mA	3.0	3.2	V
Reverse Current	IR	Blue	VR=5V		5	μA
Dominant Wavelength	λ_D	Blue	IF=20mA	470	473	nm
Capacitance	IF(rec)	Blue	VF=0V; f=1MHz		110	pF

Absolute Maximum Ratings at TA=25°C

Parameter	Blue	Units
Power Dissipation	114	mW
DC Forward Current	30	mA
Peak Forward Current	160	mA
Reverse Voltage	5	V
Operating/Storage Temperature	-40°C to +80°C	

Note:

1. 1/10 Duty Cycle, 0.1ms Pulse Width.



SMD 3528 LED SERIES

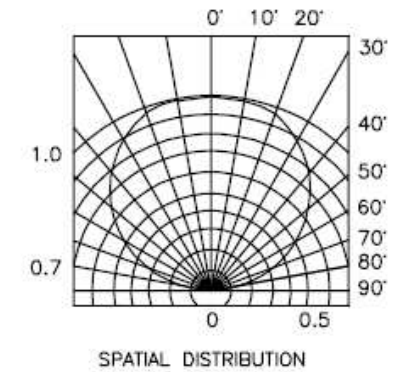
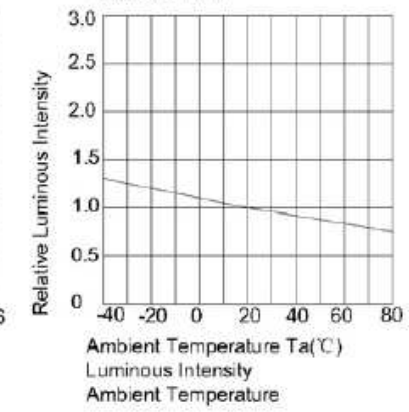
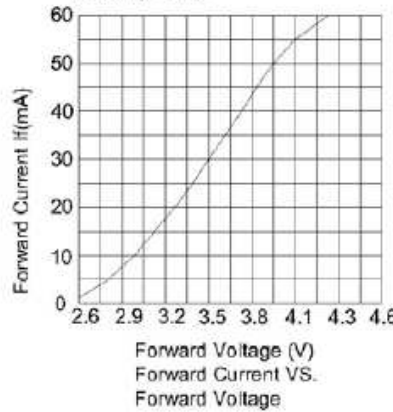
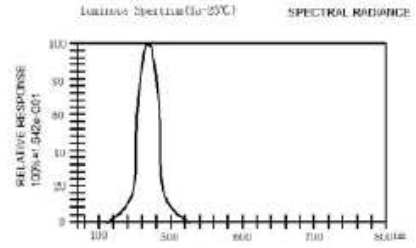
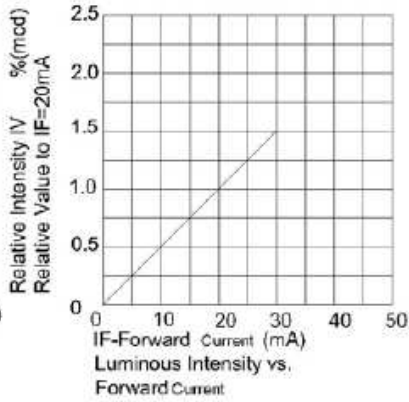
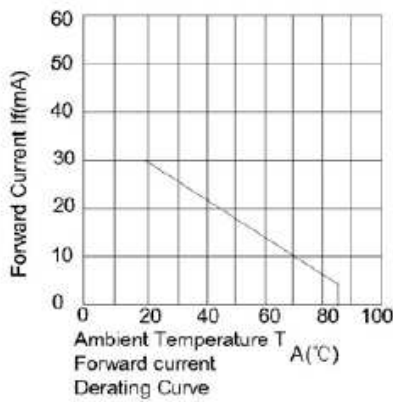
Reliability Test Items And Conditions

The reliability of products shall be satisfied with items listed below.
Confidence level :90% LTPD :10%

No.	Items	Test Condition	Test Hours/Cycles	Sample Size	Ac/Rc
1	Reflow	Temp:240°C±5°C Min.5 sec.	6 Min.	22Pcs.	0/1
2	Temperature Cycle	H:+100°C 15 min. ~ 5 min L:-40°C 15 min.	300 Cycles	22Pcs.	0/1
3	Thermal Shock	H:+100°C 5 min. ~ 10 sec. L:-10°C 5 min.	300 Cycles	22Pcs.	0/1
4	High Temperature Storage	Temp.:100°C	1000Hrs.	22Pcs.	0/1
5	Low Temperature Storage	Temp.: -55°C	1000Hrs.	22Pcs.	0/1
6	DC Operating Life	I _F =20mA	1000Hrs.	22Pcs.	0/1
7	High Temperature/High Humidity	85°C/R.H85%	1000Hrs.	22Pcs.	0/1

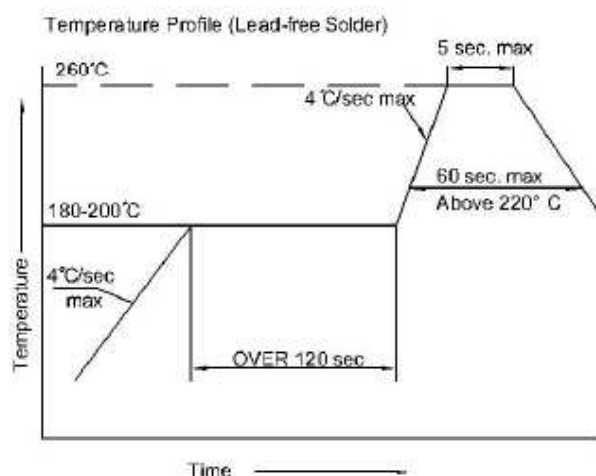
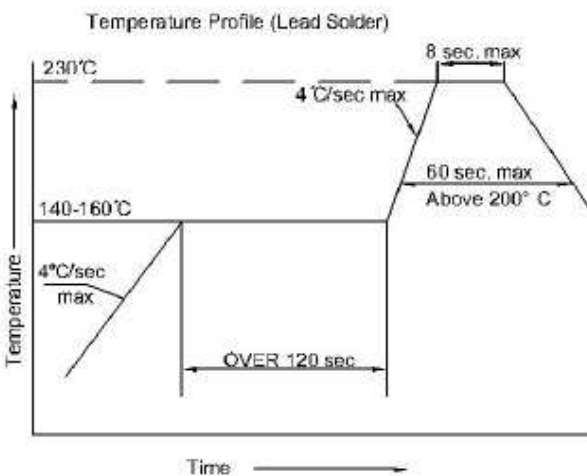


SMD 3528 LED SERIES



SMT Reflow Soldering Instructions

Number of reflow process shall be less than 2 times and cooling process to normal temperature is required between first and second soldering process.



Recommended Soldering Pattern
(Units : mm)
Tape Specifications

