



HESTORE.HU

elektronikai alkatrész áruház

EN: This Datasheet is presented by the manufacturer.

Please visit our website for pricing and availability at www.hestore.hu.

DL-800
EverTrack
User's Manual



Date: Oct, 2007
Version: 1.0

All Rights Reserved



TABLE OF CONTENTS


0. Quick Installation.....	3
1. Introduction	4
1.1 Overview.....	4
1.2 Main Features.....	4
1.3 Possible Application.....	5
1.4 Package.....	5
2. Installation.....	6
2.0 LED Status.....	6
2.2 Power Jack.....	6
3. Technical Specification.....	7
4. Limited Warranty.....	9
5. Appendix.....	9

0. Quick Installation

1. Have the battery full charged.


Before using the battery, please put it in DL-800 and have it recharged for 4 hours.

LED Indicators





The image shows the DL-800 device with red lines pointing to various features: the GPS LED, the Memory Storage LED, the Power Button, the Battery Status LED, the Power Charge Jack, and the USB Download port.

1. GPS LED (GREEN)
 Light On/Off (Continued on): Acquiring Satellites
 Light On/Off (1 sec/2 sec) : Position Fixed

2. MEMORY STORAGE LED
 Memory storage full LED (RED)
 Memory storage full LED + GPS unfixed (ORANGE)
 Memory storage full LED + GPS fixed (ORANGE LED flashing) (1 sec on/ 2 sec off)

1. POWER BUTTON

1.1  **GPS LED:** One press on the power button and hold it for 3 sec

1.2  **GPS LED off:** Two presses on power button and hold it for 3 sec

2. BATTERY STATUS LED (RED)
 Light On/Off (1 sec on /2 sec off): Battery low.
 Turn off after 5 minutes - Press the power button - GPS light will on and red light flashes under 10 sec - then turn off
 Light On: In charging
 Light Off: Battery full or not in charging

1. POWER CHARGE JACK
2. USB DOWNLOAD

1. Introduction

1.1 Overview

The DL-800 is a unique with USB interface for Vehicle Tracking device in use friendly. This information can be displayed on Google Map & Google Earth™. so user can view the traveling activity in precise details with photos increasable on the logged-track points to be diary

1.2 Main Features

- Easy installation & operation
- Support USB plug and play to download the track data
(USB Flash Drive like)
- User Friendly “ EverTrack “software with mouse click only
- Easily record and display a track in Google Map & Google Earth™
- ublox Atmel Chipset 16 Channels all in view tracking
- High Sensitivity -158dBm
- Support Standard NMEA-0183 V2.3 protocol
- DGPS : WAAS/EGNOS/MSAS
- Bundled with “EverTrack “software support multi- language
- Large capacity for continuous records for 120,000 positions , If the device runs for 12 hrs per-day then the memory will be full within 40 days
- Lithium-ion rechargeable battery lasts for more than 24 hours of use
- Support Windows Me/2000/XP/Vista OS

1.3 Possible Application

- Trip Record
- Asset Tracking

1.4 Package

Before you start up, make sure that your package includes the following items. If any items are missing or damaged, contact your dealer immediately.

- DL-800 EverTrack
- USB to Mini USB (B) 5 Pin Cable
- AC Power Adapter with USB
- EU Plug
- CD includes User's Manual , "EverTrack" software
- Lithium-ion rechargeable Battery 3.7V/1100mAh
(Compatible with **Nokia BL-5C Battery**)

(Optional Accessories):


- DC Car Charger with USB

2. Installation

2.0 LED Status




1. GPS LED (GREEN)
Light On/Off (Continued on): Acquiring Satellites
Light On/Off (1 sec/2 sec) : Position Fixed

2. MEMORY STORAGE LED
 Memory storage full LED (RED)
Memory storage full LED + GPS unfixed (ORANGE)
Memory storage full LED + GPS fixed (ORANGE LED flashing) (1 sec on/ 2 sec off)

1. POWER BUTTON

1.1  GPS LED: One press on the power button and hold it for 3 sec

1.2  GPS LED off: Two presses on power button and hold it for 3 sec

2. BATTERY STATUS LED (RED)
Light On/Off (1 sec on /2 sec off): Battery low.
Turn off after 5 minutes - Press the power button - GPS light will on and red light flashes under 10 sec - then turn off
Light On: In charging
Light Off: Battery full or not in charging

1. POWER CHARGE JACK
2. USB DOWNLOAD

2.2 Power Jack

The power jack lets you to connect AC power adapter or DC car charger for battery charging.

3. Technical Specification

Features	Description
General	L1 1575.42MHz, C/A code, 16-channel, Carrier-Aided with HWTrack©
Sensitivity	-158 dBm minimum
Update Rate	1Hz
Accuracy	Position: 2m CEP without S/A Velocity: 0.1 m/sec without S/A Time: ± 100ns synchronized to UTC time
Acquisition	Cold start: 34sec (average) Warm start: 33sec (average) Hot start: 3.5sec (average)
Reacquisition	0.1 Second
Dynamics	Altitude: -1000m to 18000m Velocity: 500 m/sec Acceleration: ±4g
Protocol	NMEA-0183 V2.3 , 8-None-1 Baud rate: 4800 bps
Datum	219 standard datum, default WGS-84
DGPS	WAAS/EGNOS/MSAS
Antenna	Built-in Patch Antenna
NMEA Message	GGA, GLL, GSA, GSV, RMC, VTG
Dimension ; Weight	73*45* 20mm / 60g

Power Specifications

Features	Description
Battery	Lithium-Ion Rechargeable Battery 3.7V/1100mAH
Charger Power	5V ±0.5Vp-p ripple (USB connector)
Current Consumption	45 mA
Operation Time	Up to 24 Hours after full charge



Interface Specification

Features	Description
Interface	USB V1.1

Environmental Specification

Features	Description
Operation Temperature	-20°C to +70°C
Storage Temperature	-40°C to +90°C
Operating Humidity	5% to 95%

* Preliminary Specification, Subject To Change without Notice

4. Limited Warranty

The DL-800 is warranted to be free from defects in material and functions for one year from the date of purchase. Any failure of this product within this period under normal conditions will be replaced at no charge to the customers

5. Appendix

Welcome to EverMore website at <http://www.emt.com.tw> or <http://www.globalsources.com/gpsevermore.co> for updated product information and drivers download.

© EverMore Technology Inc. All rights reserved.

Not to be reproduced in whole or part for any purpose without written permission of EverMore Technology, Inc. Information provided by EverMore Technology Inc. is believed to be accurate and reliable. However, no responsibility is assumed by EverMore Technology, Inc. for its use. EverMore Technology, Inc. reserves the right to change specification at any time without notice